



ESTB. 1978

WATERWORKS



Resin

Our Resin collection will give a contemporary design feeling to any modern bathroom. Its material is non-porous and is hard as stone while retaining its translucent look.

Resin



Soap Dispenser

Model	Dimensions
RSSD02	2 3/4" x 6 5/8"
White	22-12965-40554
Soft Gray	22-84825-11972
Black	22-92349-76213
Frost	19-14369-72189



Soap Dish

Model	Dimensions
RSSD01	5 1/2" x 3 1/2" x 1"
White	22-58555-92206
Soft Gray	22-58774-75822
Black	22-71247-79939
Frost	19-01083-41243



Toothbrush Holder

Model	Dimensions
RSTH02	2 1/2" x 3 3/4"
White	22-02282-79351
Soft Gray	22-59627-78474
Black	22-71171-51509
Frost	19-67003-98514



Toothbrush Holder

Model	Dimensions
RSTH01	3 1/2" x 1 1/2" x 3 1/2"
White	22-74960-70069
Soft Gray	22-78631-36746
Black	22-99221-47550
Frost	19-35575-19122



Tissue Cover

Model	Dimensions
RSTC01	5" x 5" x 5 1/2"
White	22-44567-86813
Soft Gray	22-73269-22012
Black	22-16799-86274
Frost	19-88259-56365



Tray

Model	Dimensions
RSTR01	12 1/2" x 6 3/4" x 1 1/2"
White	22-16687-53510
Soft Gray	22-59627-78474
Black	22-71171-51059
Frost	19-88259-56365



Rectangular Waste Can

Model	Dimensions
RSWC01	8 3/4" x 5 3/4" x 10"
White	22-53016-04052
Soft Gray	22-78092-36200
Black	22-50504-39417
Frost	19-88259-56365



Round Waste Can

Model	Dimensions
RSWC02	8 3/8" x 8 7/8"
White	22-11612-92775

VISIT A SHOWROOM, [WATERWORKS.COM](http://waterworks.com) OR CALL 800.899.6757 U.S. / 0207.384.4000 U.K.


Resin




PALETTE




White



Frost



Soft Gray



Black

Family	Primary Material	Method of Construction	Care and Cleaning Summary	Country of Origin
Resin	Resin	Each of these resin pieces are handmade and go through a process of being molded, hand sanded and sandblasted. Each piece therefore has individual characteristics and no two are the same.	Wash with mild soap and water. Black Resin Accessories may require coat of light mineral oil to maintain sheen.	Canada