




ESTB. 1978

WATERWORKS

---

## MasterPiece



Striking. Stylish. And equally transformative on walls and floors. Referencing classic wood designs, our MasterPiece styles are precisely engineered to capture the beauty of stone with an unexpected interplay of its veining and shadings. Natural variations in the stone lend the patterns an artful quality. Designs can be scaled up or down, letting you personalize a space of any size.




ESTB. 1978

WATERWORKS

# MasterPiece

MOSAIC



Ascend  
Petite




Ascend  
Grande



Bar Graphic  
Petite




Bar Graphic  
Grande




Cornered Block  
Petite



Cornered Block  
Grande



Diamond Block  
Petite




Diamond Block  
Grande




Fretwork  
Petite




Fretwork  
Grande



Inlay  
Petite



Inlay  
Grande



Kerf Block  
Petite



Kerf Block  
Grande



Lattice Hex  
Petite



Lattice Hex  
Grande





ESTB. 1978

WATERWORKS

## MasterPiece


MOSAIC




Lattice Weave  
Petite



Lattice Weave  
Grande



Octagon  
Petite



Octagon  
Grande



Papyrus  
Petite



Papyrus  
Grande



Parquet  
Petite



Parquet  
Grande



Ribbon Weave  
Petite



Ribbon Weave  
Grande



Shaker Weave  
Petite




Shaker Weave  
Grande




Square Cut  
Petite



Square Cut  
Grande



Triangle Street  
Petite



Triangle Street  
Grande



ESTB. 1978

WATERWORKS

---

## MasterPiece



Twill Stripe  
Petite



Twill Stripe  
Grande



Woven Bands  
Petite



Woven Bands  
Grande



ESTB. 1978

# WATERWORKS

## MasterPiece

### STONE GROUPS


GROUP 1



Alba Chiara V3




Arancio Di Selva V3




Athens Grey Honed\*\* V3



Bardiglio V3



Black Granite V1



Botticino V2



Breccia Oniciata V3



Carrara V3



Cremonezia V2 Honed\*\*




Dove Pink V3



Durango Honed\*\* V2



Empress Green V2




Gascogne Blue Honed\*\* V2




Georgia Peach V3




Giallo Reale V3



Ivory Cream V1



Jerusalem Gold V2




Lagos Azul Honed\*\* V2




Lagos Gold Honed\*\* V2



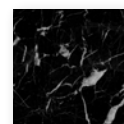
Ming Green V3




Monterey Grey V2



Mystique V4




Nero Marquina V3




Piedmont V2




Pompeii Gold V2




Provenza V3



Rosa Verona V2




Salmon Moss V2




Seagrass V3



Siberian White V3



Smoke Honed\*\* V3



Spring Green V2



St. Laurent V2




Statuary Mist V3




Tea Rose V2



Teos Green V3



Thassos Standard V1



Tavertine Navona V3



Travertine Noce V3



Whitewood V3 Honed\*\*



Zephyr V3

\* See variation chart on page 8

\*\*Honed Finish Only



ESTB. 1978

# WATERWORKS


## MasterPiece

### STONE GROUPS


#### GROUP 2



Aurora V2



Bianco Antico V3




Blue Celeste V3



Calacatta V4



Cippolino V3




Crema Marfil V2




Crema Valencia V3




Dearborn V4



Emperador V3 Dark



Emperador V3 Light



French Vanilla V3




Graphite V2



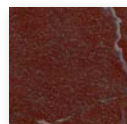
Honey Onyx V3




Imperial Danby V3




Lilac V4




Red Lake V3




Rojo Alicante V2



Roman Blue\*\*\* V3




Rosa Portogallo V4



Shamrock V3



Statuary V4




Thassos Select V1




Verde Luna V3

#### PREMIUM



Blue Bahia V3



Blue Macauba V4

\* See variation chart on page 8

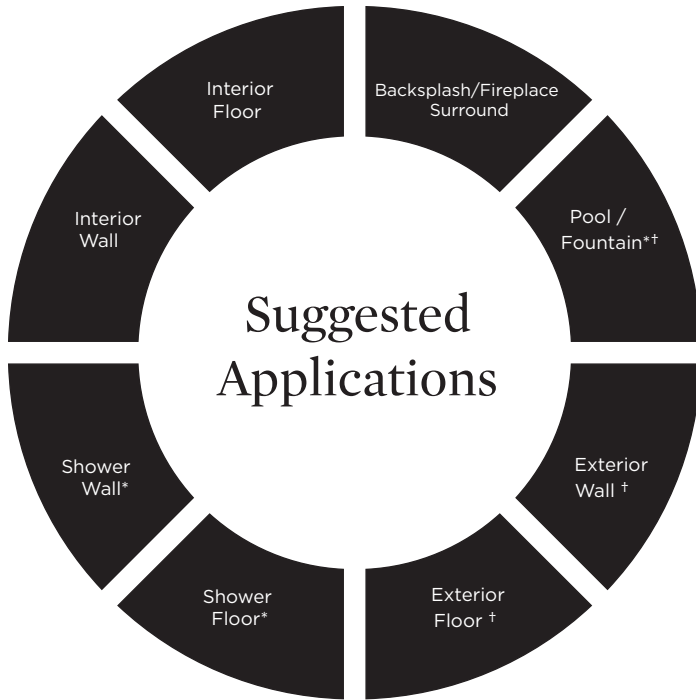
\*\*\*12x12/Tesserae Only



ESTB. 1978

# WATERWORKS

## MasterPiece



Recommended Use



Not Recommended Use

### Application Notes

\* Various stones are suitable for use in wet environments, including steam showers, if properly installed, sealed, and maintained. Please inquire.


† Some stones are suitable in tropical/subtropical climates. Testing may be required. Please inquire.

### Installation / Maintenance


- WATERWORKS ASSUMES NO RESPONSIBILITY FOR INSTALLATION
- Installation constitutes acceptance.
- Mosaic should be installed by a licensed and experienced tile setter.
- Refer to TCNA (Tile Council of North America) or ANSI standards for installation guidelines.
- All mosaics must be inspected PRIOR to installation.
- Dry lay mosaics prior to installation to allow for blending of color variation.
- Waterworks recommends a grouted test panel prior to installation to understand final appearance of grouted materials.
- Stone must be sealed before grout installation to allow grout to release and prevent staining.
- Stone and grout should be sealed after installation and maintained regularly.

### Variation Level


V1




V2




V3



V4



V5



1. MINIMAL, IF ANY COLOR VARIATION

2. SLIGHT COLOR VARIATION CAN BE EXPECTED

3. A MEDIUM RANGE OF COLOR VARIATION IS TYPICAL; DARKER AND LIGHTER TONES ARE EVIDENT

4. CONSIDERABLE COLOR VARIATION IS TYPICAL; FROM DARKS TO LIGHTS AND SOME TONE CHANGES

5. EXTREME COLOR VARIATION CAN BE EXPECTED - THE RANGE IS OFTEN DIFFERING BUT COMPLEMENTARY

### Thickness



\*Nominal: +/- 1/8"

### Suggested Grout Lines

Varies-  
Please follow  
mosaic sheet