

RIVERUN

RR24G1

Riverun 24" Single Sided Glass Mounted Towel Bar



SHOWN IN RIVERUN 24" SINGLE SIDED GLASS MOUNTED TOWEL BAR | RR24G1

TECHNICAL DETAILS

Primary Material: Brass

INSPIRATION

A new American classic designed with simplicity in mind, Riverun epitomizes quiet elegance through streamlined forms and honest details. These nuanced designs project distinctly American sophistication while effortlessly adapting to any design story.

CODES & STANDARDS

PRODUCT FEATURES

All mounting hardware included

Solid brass construction

Can accommodate glass thickness between 1/4" [6mm] to 3/4" [19mm]

Stocked in Nickel and Brass

CERTIFICATIONS

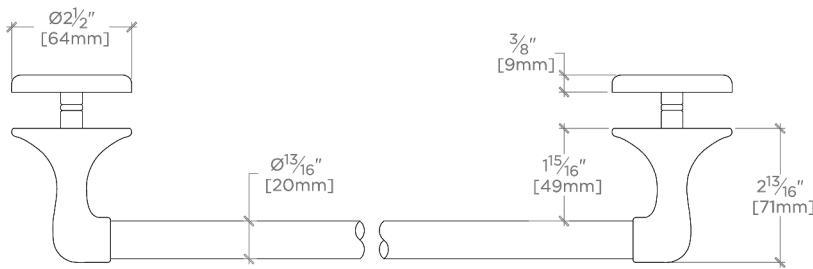
PRODUCT (NOTES)

RIVERUN

RR24G1

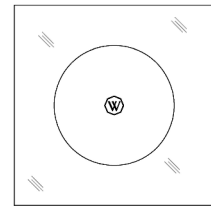
Riverun 24" Single Sided Glass Mounted Towel Bar

† THIS PRODUCT CAN BE INSTALLED ON GLASS THAT IS
1/4" [6mm], 3/8" [10mm], 1/2" [13mm], OR 3/4" [19mm].

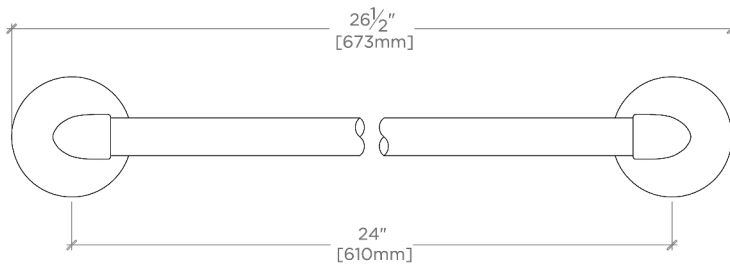


TOP VIEW

SCALE: 3"=1'-0"

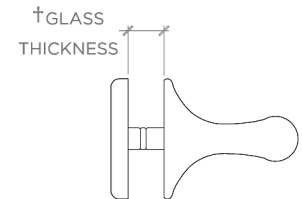


BACK VIEW ON DISC



FRONT VIEW

SCALE: 3"=1'-0"



SIDE VIEW

SCALE: 3"=1'-0"