



ESTB. 1978

WATERWORKS

Portlandia



PORTLANDIA features a harmonious blend of terrazzo and solid cement tiles. Handcrafted by Italian artisans in a range of sizes and finishes, they give walls and floors a cool, urbane look.



ESTB. 1978

WATERWORKS

Portlandia

SOLID FIELD TILE



4" X 4" *
POFO44



8" X 8" *
POFO88



8" HEX *
POFX88

*1/2" thick



ESTB. 1978

WATERWORKS

Portlandia

SOLID PALETTE



Aubergine**

V3*



Clay**

V3*




Coal**

V3*



Cornflower**

V3*



Creek**

V3*



Frost**

V3*



Hunter**

V3*



Mustard**

V3*



Oat**

V3*



Olive**

V3*



Pitch**

V3*



Silverpoint**

V3*

* See variation chart on page 4
** Available in Honed Finish Only



ESTB. 1978

WATERWORKS

Portlandia

TERRAZZO PICCOLO FIELD TILE



8" X 8" *
POF88P



8" HEX *
POFX8P



16" X 16" *
POF16P

*1/2" thick
** 3/4" Thick



ESTB. 1978

WATERWORKS

Portlandia

TERRAZZO PICCOLO FIELD TILE



24" X 24" **
POF24P

**3/4" thick



ESTB. 1978

WATERWORKS

Portlandia

TERRAZZO PICCOLO PALETTE



Alabaster**

V4*




Brandon**

V4*



Bristol**

V4*



Casa Blanca**

V4*



Coventry**

V4*




Hillside**

V4*



Lenox**

V4*



Moonstone**

V4*



Morningside**

V4*



Sidewalk**

V4*

* See variation chart on page 4

** Available in Antiqued, Honed and Polished Finishes



ESTB. 1978

WATERWORKS

Portlandia

TERRAZZO MEZZO FIELD TILE



16" X 16" **
POF16M

**3/4" thick



ESTB. 1978

WATERWORKS

Portlandia

TERRAZZO MEZZO FIELD TILE



24" X 24" **
POF24M

** 3/4" thick



ESTB. 1978

WATERWORKS

Portlandia

TERRAZZO MEZZO PALETTE



Cape*

V4**



Dover*

V4**



Jackson*

V4**



Rockport*

V4**



York*

V4**



ESTB. 1978

WATERWORKS

Portlandia

TERRAZZO LISCIA FIELD TILE



16" X 16" **
POF16L

**3/4" Thick



ESTB. 1978

WATERWORKS

Portlandia

TERRAZZO LISCIA FIELD TILE



24" X 24" **
POF24L

**3/4" thick



ESTB. 1978

WATERWORKS

Portlandia

TERRAZZO LISCIA PALETTE




Brighton**

V4*



Carlisle**

V4*



Derry**

V4



Pavilion**

V4*



Tribeca**

V4*

* See variation chart on page 4

** Available in Antiqued, Honed and Polished Finishes




ESTB. 1978

WATERWORKS

Portlandia

TERRAZZO ARMONIA FIELD TILE



16" X 16" **
POF16A

**3/4" Thick




ESTB. 1978

WATERWORKS

Portlandia

TERRAZZO ARMONIA FIELD TILE



24" X 24" **
POF24A

**3/4" thick




ESTB. 1978

WATERWORKS


Portlandia

TERRAZZO ARMONIA PALETTE




Ellsworth**

V4*




Flint**

V4*



Suffield**

V4*



Windsor**

V4*

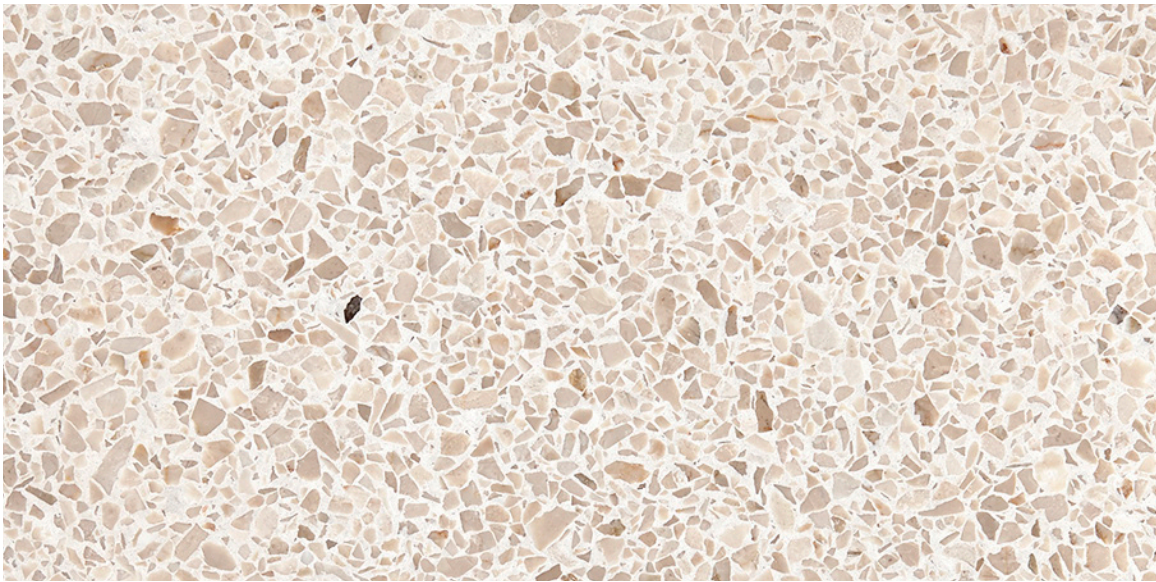


ESTB. 1978

WATERWORKS

Portlandia

INSTOCK TERRAZZO FIELD TILE



11 $\frac{13}{16}$ " X 23 $\frac{5}{8}$ "
POF12I



ESTB. 1978

WATERWORKS

Portlandia

INSTOCK TERRAZZO FIELD TILE



23 $\frac{5}{8}$ " X 23 $\frac{5}{8}$ "
POF24I




ESTB. 1978

WATERWORKS

Portlandia

INSTOCK TERRAZZO PALETTE




Topsail**

V4*



Sand Dune**

V4*



Mockingbird**

V4*



Peacoat**

V4*

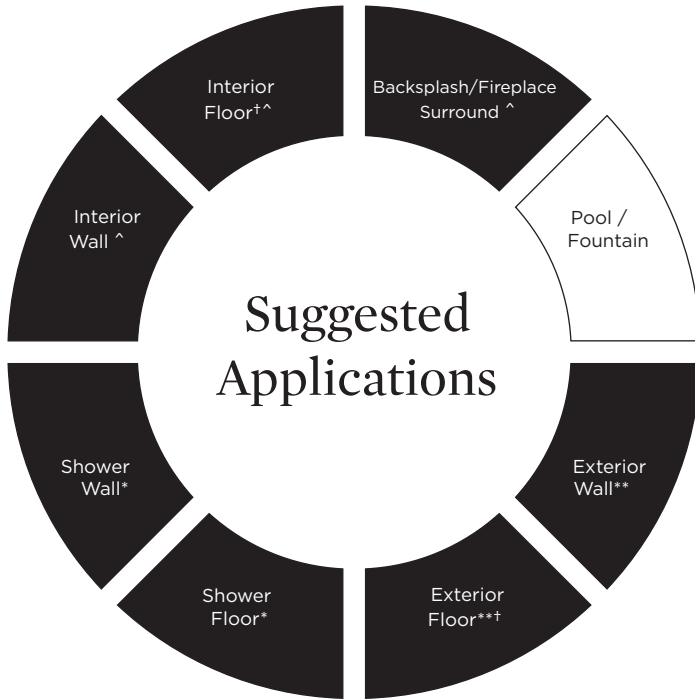
* See variation chart on page 4
** Available in Matte Finish Only



ESTB. 1978

WATERWORKS

Portlandia



Recommended Use



Not Recommended Use

Application Notes

* Suitable for use in wet environments, including steam showers, if properly installed, sealed, and maintained

** All styles suitable for exterior use in tropical/subtropical climate. Piccolo, Armonia, Liscia and Mezzo are suitable for use in freeze/thaw climates.

† For commercial applications, please inquire

^ Suitable applications for Portlandia Instock

Installation / Maintenance

- WATERWORKS ASSUMES NO RESPONSIBILITY FOR INSTALLATION
- Installation constitutes acceptance.
- Tile should be installed by a licensed and experienced tile setter.
- Refer to TCNA (Tile Council of North America) or ANSI standards for installation guidelines.
- All tile must be inspected PRIOR to installation.
- Dry lay tile prior to installation to allow for blending of color variation.
- Tile should be sealed PRIOR to grouting. Dark grout can stain crackle tile.
- Waterworks recommends a grouted test panel prior to installation to understand final appearance of grouted materials
- Re-seal tile and grout after installation and maintain regularly.

Variation Level

V1	V2	V3	V4	V5

1. MINIMAL, IF ANY COLOR VARIATION
2. SLIGHT COLOR VARIATION CAN BE EXPECTED
3. A MEDIUM RANGE OF COLOR VARIATION IS TYPICAL; DARKER AND LIGHTER TONES ARE EVIDENT
4. CONSIDERABLE COLOR VARIATION IS TYPICAL; FROM DARKS TO LIGHTS AND SOME TONE CHANGES
5. EXTREME COLOR VARIATION CAN BE EXPECTED - THE RANGE IS OFTEN DIFFERING BUT COMPLEMENTARY

PLEASE REFER TO COLLECTION TEARSHEET FOR VARIATION LEVEL BY COLOR.

SAMPLING IS RECOMMENDED TO UNDERSTAND VARIATION OF MATERIAL

Product Variation

Color, size and surface variation is an inherent characteristic of our cement tile and should be expected. Refer to our color variation ranking for further details. Please inquire for additional information.

Custom Opportunities Available

Minimums and extended lead-times may apply.

Please contact your local Waterworks showroom or our direct sales team at 800.899.6757.

Thickness

1/2" - 3/4"*

*Nominal: +/- 1/8"

Suggested Grout Lines

1/8"