


EASTON

Easton Vintage Spray, Metal Lever Handle

EAKM17



SHOWN IN EASTON VINTAGE SPRAY, METAL LEVER HANDLE | EAKM17

TECHNICAL DETAILS

ADA Compliance: Yes
 Adjustable versus Fixed Spray: Fixed Spray
 Deck Thickness Maximum: 1 1/4"
 Deck Thickness Minimum: 0"
 Escutcheon Primary Material: Brass
 Fittings Hole Diameter: 1 3/8"
 Flow Restriction Options: 2.0, 1.75, 1.5
 Handle Turn Angle: Quarter Turn
 Handshower / Spray Hose Length: 49"
 Index Color / Finish and Material: White Porcelain
 Depth / Width: 2 1/2"
 Height: 6"
 Index Marking: Waterworks
 Inlet Connection Size: 1/2"
 Inlet Connection Type: Male with Supply Nut
 Integrated Diverter: N
 Length: 7"
 Number of Handles: One
 Number of Holes: Two Hole
 Primary Material: Brass
 Restricted Maximum Flow Rate: 2.2 gpm
 Spray Included in Unit: Y
 Suggested Application: Bar, Kitchen, Laundry
 Valve Material: Ceramic
 Water Pressure Maximum: 85.0 psi
 Water Pressure Minimum: 20.0 psi
 Water Pressure Recommended: 45.0 psi

INSPIRATION

Drawing on Edwardian style, Easton is the most extensive Waterworks family; a range of moods and a selection of products from fittings to furniture.

CODES & STANDARDS

Code # EAKM17: ASME A112.18.1, CSA B125, NSF, IAPMO, CEC, State of MA

PRODUCT FEATURES

Brass metal is used for all trim and valve components

The manufacturing process encompasses casting, turning, forging, hand-fitting and hand polishing.

Easton is our most comprehensive fittings family.

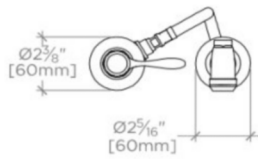
Easton has a clean-lined utilitarian profile, with a slightly elongated spout.

Standard flow rate is 2.2gpm (8.3 L/min) and State of California requires a maximum of 1.8gpm(6.8 L/min). Also available in other flow options. Contact a sales associate for details.

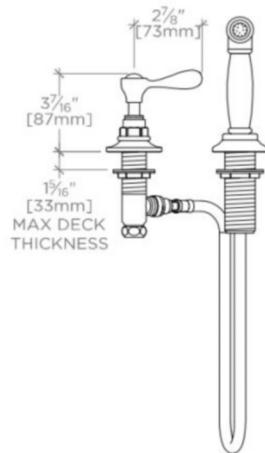
CERTIFICATIONS



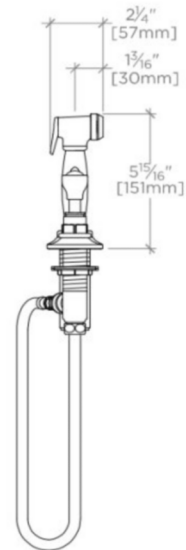
Easton Vintage Spray, Metal Lever Handle



TOP VIEW SCALE: 1 1/2"=1'-0"



FRONT VIEW SCALE: 1 1/2"=1'-0"



SIDE VIEW SCALE: 1 1/2"=1'-0"