



ESTB. 1978

WATERWORKS

Archive



Archive provides a comprehensive line of classic, handmade tile that is bold and references architectural history. The designs are organic.



ESTB. 1978

WATERWORKS

Archive

FIELD TILE



2" x 2"*



2" x 4 1/4"*



3" x 3"*



3" x 6"*



4 1/4" x 4 1/4"*



4 1/4" x 6"*



6" x 6"*



6" x 9"*,**

* Coordinating Bullnose Available
** This Tile is Dust-Pressed and has an Approximate Thickness of 3/8"



ESTB. 1978

WATERWORKS

Archive

FIELD TILE



2" x 4 1/4"
Beveled



3" x 3"
Beveled



3" x 6"
Beveled



6" x 6"
Beveled



2" Hexagon



3" Hexagon



4 1/4" Hexagon



6" Hexagon



Bead Board "A"
6" x 9" **



Bead Board "B"
6" x 9" **



Bead Board "C"
6" x 9" **

** This Tile is Dust-Pressed and has an Approximate Thickness of 3/8"



ESTB. 1978

WATERWORKS

Archive

TRIM



Fifth Ave
Quarter Round 1" x 6"



Lexington Ave. Quarter
Round Beveled 1" x 6"



Madison Ave. Small
"A" Rail 1" x 6"



Fifth Ave.
Beak 1" x 1" *

LINERS



Universal Rib Pencil "B"
Liner 1/2" x 6"



Columbus Ave.
Pencil Liner 1/2" x 6"



Universal Standard "A"
Liner 1" x 6"



Central Park
Standard Liner 1" x 6"

RAILS



Broadway
"C" Rail 1 5/8" x 6"



Central Park
"C" Rail 3" x 6"



Columbus Ave.
"A" Rail 1 7/8" x 6"



Fifth Ave. Standard "A" Rail
1 1/4" X 6"



Fifth Ave.
Standard Rail 2" x 6"



Fifth Ave. Two Leg
"A" Rail 2 7/8" x 6"

* Not to scale



ESTB. 1978

WATERWORKS

Archive

RAILS



Lexington Ave.
Standard Crown 4" x 6"



Lexington Ave.
Two Leg "A" Rail 4" x 6"

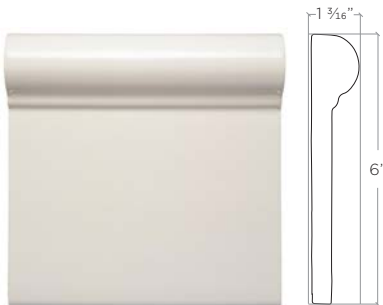


Park Ave.
"A" Rail 2 1/2" x 6"




Park Ave. Small "C" Rail
1 5/8" x 6"

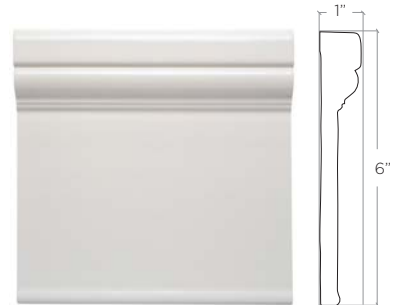
BASES



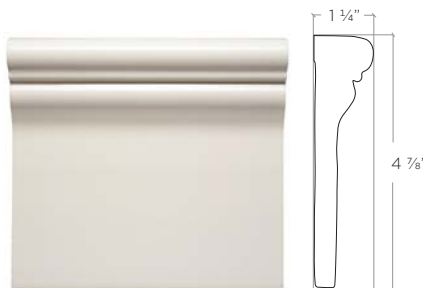
Columbus Ave.
Standard Base 6" x 6"



Fifth Ave.
Standard Base 6" x 6"



Lexington Ave.
"B" Base 6" x 6"



Park Ave
"B" Base 4 7/8" x 6"



ESTB. 1978

WATERWORKS

Archive

BEAD AND DOT



Swiss Dot
"B" 6" x 6"



Swiss Dot
"A" Rail 3" x 6"



Swiss Dot
"B" Rail 3" x 6"



Swiss Dot Small
"A" Rail 1 1/2" x 6"



Swiss Dot
Liner 1 1/2" x 6"

BAR AND DOT



6" x 6"



Deco
4 1/4" x 4 1/4"



Quarter Round
1" x 6"



"A" Rail
2 1/2" x 6"



"B" Rail
1 1/2" x 6"



"C" Rail
2 1/2" x 6"



ESTB. 1978

WATERWORKS

Archive

CHURCH



Deco "A"
4 1/4" x 4 1/4"



Deco "C"
4 1/4" x 4 1/4"



Deco "F"
4 1/4" x 4 1/4"



Deco "B" Border
3" x 6"



Deco "C" Border
4" x 6"



Standard Rail
2 1/2" x 6"



Standard Liner
1" x 5 1/2"

FRIEZE



"A" Liner
2" x 6"



"A" Rail
2 3/4" x 6"



"A" Border
3 1/4" x 7 1/2"



"B" Border
3 1/4" x 7 1/2"



ESTB. 1978

WATERWORKS

Archive

ROPE AND STAR



Flute
3" x 3"



Border
2 1/2" x 6"



Star and Flute Border
3" x 6"



Base
6" x 6"



Rope Rail
1" x 6"



Small Rope Liner
1/2" X 6"

STAR RELIEF



Decorative Relief
6" x 6"



Relief "A" Liner
1/2" x 6"



Relief "B" Liner
1" x 6"



Relief Rail
3" x 6"

STAR EMBOSSED



Decorative Embossed
6" x 6"



Embossed Rail
3" x 6"



ESTB. 1978

WATERWORKS

Archive

PALETTE



Black Stain
(Glossy Crackle) V3




Clear
(Glossy Crackle) V3



Gray
(Glossy Layered) V4



White
(Matte Solid) V1



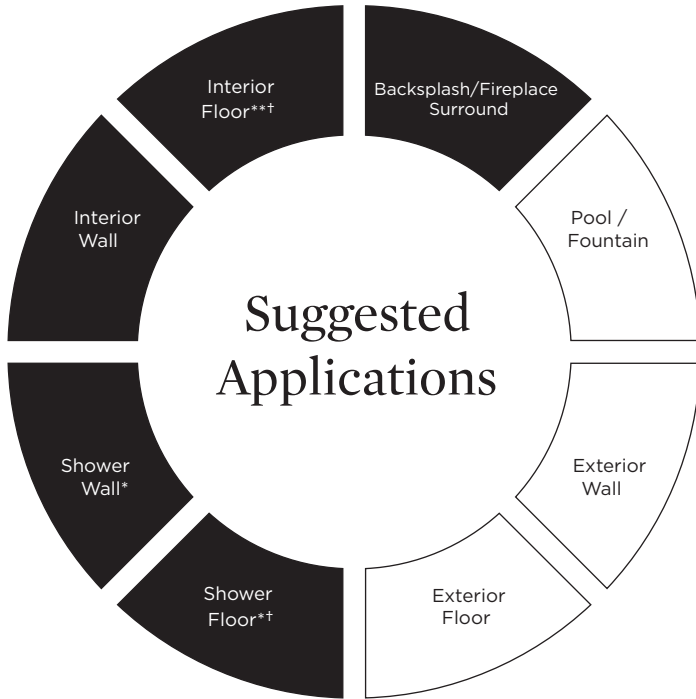
White
(Glossy Solid) V1



ESTB. 1978

WATERWORKS

Archive



● Recommended Use ○ Not Recommended Use


Application Notes

- * Suitable for use in wet environments, including steam showers, if properly installed, sealed, and maintained
- ** Suitable for interior floors with light traffic ONLY
- † Small format ONLY (3 X 3 or smaller)

Installation / Maintenance

- WATERWORKS ASSUMES NO RESPONSIBILITY FOR INSTALLATION
- Installation constitutes acceptance.
- Tile should be installed by a licensed and experienced tile setter.
- Refer to TCNA (Tile Council of North America) or ANSI standards for installation guidelines.
- All tile must be inspected PRIOR to installation.
- Dry lay tile prior to installation to allow for blending of color variation.
- Waterworks recommends a grouted test panel prior to installation to understand final appearance of grouted materials.
- Relief decorative tiles should be taped off during grouting for protection and to facilitate clean up.
- Seal tile PRIOR to grouting. Dark grout can stain crackle tile.
- Re-seal tile and grout after installation and maintain regularly.

Variation Level



1. MINIMAL, IF ANY COLOR VARIATION
2. SLIGHT COLOR VARIATION CAN BE EXPECTED
3. A MEDIUM RANGE OF COLOR VARIATION IS TYPICAL; DARKER AND LIGHTER TONES ARE EVIDENT
4. CONSIDERABLE COLOR VARIATION IS TYPICAL; FROM DARKS TO LIGHTS AND SOME TONE CHANGES
5. EXTREME COLOR VARIATION CAN BE EXPECTED - THE RANGE IS OFTEN DIFFERING BUT COMPLEMENTARY

Thickness



*Nominal: +/- 1/8"

Suggested Grout Lines

1/8"