

REGULATOR

RGBS02

Regulator Body Spray Bar with Lever Handle



SHOWN IN REGULATOR BODY SPRAY BAR WITH LEVER HANDLE | RGBS02

TECHNICAL DETAILS

ADA Compliance: No
Adjustable Versus Fixed Spray: Fixed
Depth/Width: 2 11/16"
Escutcheon Primary Material: Brass
Fittings Hole Diameter: 1"
Height: 28 1/8"
Inlet Connection Size: 3/4"
Inlet Connection Type: Compression
Inlet Supply Spread Maximum: 25 1/2"
Inlet Supply Spread Minimum: 25 1/2"
Length: 5 1/2"
Primary Material: Brass
Restricted Maximum Flow Rate: 1.75 gpm
Suggested Application: Bath
Water Pressure Maximum: 85.0 psi
Water Pressure Minimum: 20.0 psi
Water Pressure Recommended: 45.0 psi

INSPIRATION

A play on industrial controls from the early 1900s, when pride was lavished on parts. Translated to handcrafted, fittings project rugged beauty through powerful, detailed shapes.

CODES & STANDARDS

RGBS02X, ASME A112.18.1/CSA B125.1, CEC, DOE, State of MA

PRODUCT FEATURES

Lever Handle

Features a Fixed Spray Pattern

Stocked in Nickel and Brass

Available in 1.5gpm (5.7L/min) Flow Rate

CERTIFICATIONS

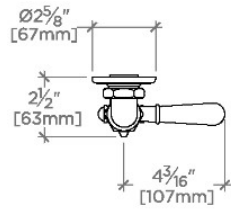


PRODUCT (NOTES)

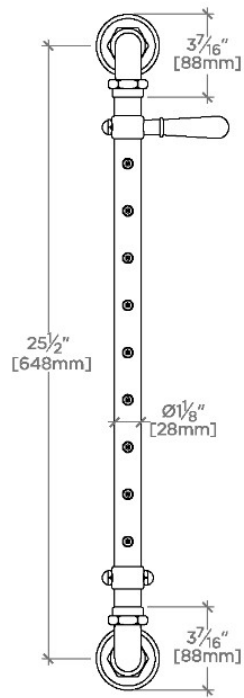
REGULATOR

RGBS02

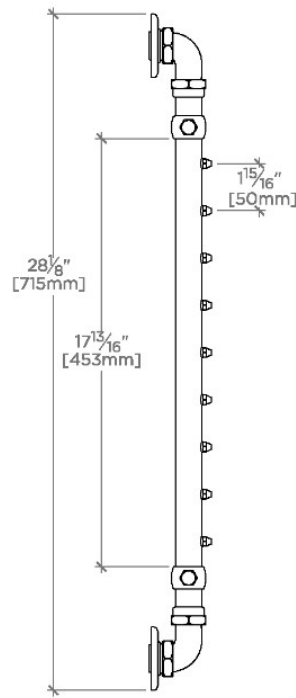
Regulator Body Spray Bar with Lever Handle



TOP VIEW SCALE: 1/2"=1'-0"



FRONT VIEW SCALE: 1/2"=1'-0"



SIDE VIEW SCALE: 1/2"=1'-0"