


## REGULATOR

RGBS01

Regulator Body Spray Bar with Two-Tone Lever Handle



SHOWN IN REGULATOR BODY SPRAY BAR WITH TWO-TONE LEVER HANDLE | RGBS01

### TECHNICAL DETAILS

ADA Compliance: No  
Adjustable Versus Fixed Spray: Fixed  
Depth/Width: 2 11/16"  
Escutcheon Primary Material: Brass  
Fittings Hole Diameter: 1"  
Height: 28 1/8"  
Inlet Connection Size: 3/4"  
Inlet Connection Type: Compression  
Inlet Supply Spread Maximum: 25 1/2"  
Inlet Supply Spread Minimum: 25 1/2"  
Length: 5 1/2"  
Primary Material: Brass  
Restricted Maximum Flow Rate: 1.75 gpm  
Suggested Application: Bath  
Water Pressure Maximum: 85.0 psi  
Water Pressure Minimum: 20.0 psi  
Water Pressure Recommended: 45.0 psi

### INSPIRATION

A play on industrial controls from the early 1900s, when pride was lavished on parts. Translated to handcrafted, fittings project rugged beauty through powerful, detailed shapes.

### CODES & STANDARDS

RGBS01X, ASME A112.18.1/CSA B125.1, CEC, DOE, State of MA

### PRODUCT FEATURES

Two-Tone Lever Handle

Features a Fixed Spray Pattern

Stocked in Nickel/Matte Black and Brass/Matte Black

Available in 1.5gpm (5.7L/min) Flow Rate

### CERTIFICATIONS

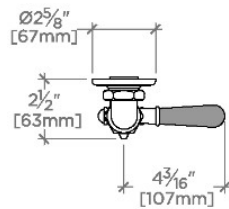


### PRODUCT (NOTES)

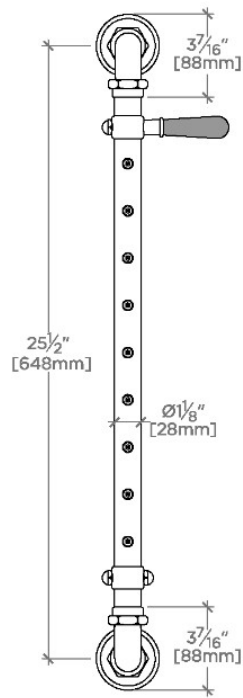
## REGULATOR

RGS01

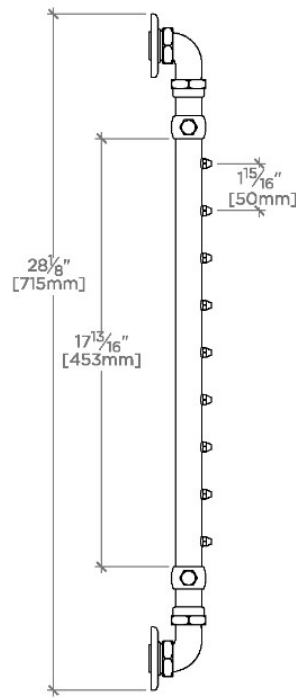
Regulator Body Spray Bar with Two-Tone Lever Handle



TOP VIEW SCALE: 1/2"=1'-0"



FRONT VIEW SCALE: 1/2"=1'-0"



SIDE VIEW SCALE: 1/2"=1'-0"