

## Ludlow

LD65G2

Ludlow Volta 24" Double Sided Glass Mounted Towel Bar



SHOWN IN LUDLOW VOLTA 24" DOUBLE SIDED GLASS MOUNTED TOWEL BAR | LD65G2

### TECHNICAL DETAILS

Escutcheon Primary Material: Brass  
Hardware Primary Material: Brass  
Primary Material: Brass

### INSPIRATION

Our fresh take on American industrial design features comes in two styles, each of them clean-lined, versatile and unique to Waterworks. Choose from original Ludlow, featuring a square plate and exposed screws, and Ludlow Volta, with a round escutcheon for a softer, more transitional feel.

### CODES & STANDARDS

### PRODUCT FEATURES

All mounting hardware included

Solid brass construction

Can accommodate glass thickness between 1/4" [6mm] to 3/4" [19mm]

Stocked in a Chrome, Nickel and Brass

### CERTIFICATIONS


### PRODUCT (NOTES)

## Ludlow

LD65G2

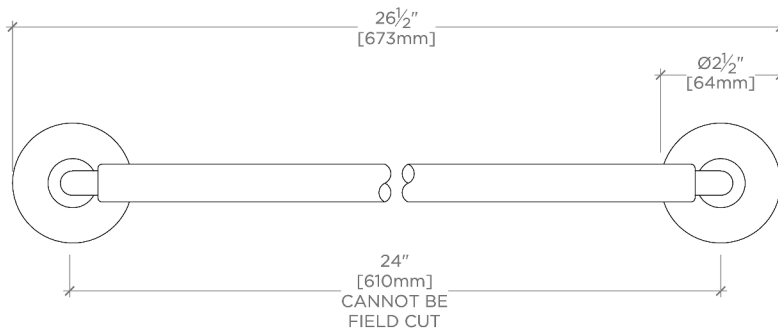
Ludlow Volta 24" Double Sided Glass Mounted Towel Bar

† THIS PRODUCT CAN BE INSTALLED ON GLASS THAT IS  
1/4" [6mm], 3/8" [10mm], 1/2" [13mm], OR 3/4" [19mm].



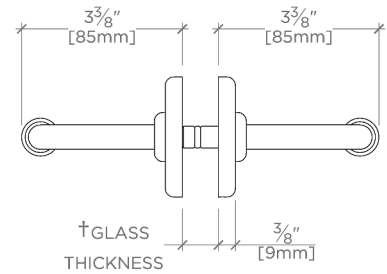
TOP VIEW

SCALE: 3"=1'-0"



FRONT VIEW

SCALE: 3"=1'-0"



SIDE VIEW

SCALE: 3"=1'-0"