

Finot

NOTS01

Finot Wall Mounted Tub Spout



SHOWN IN FINOT WALL MOUNTED TUB SPOUT | NOTS01

TECHNICAL DETAILS

ADA Compliance: No
Fittings Hole Diameter: 32 mm
Inlet Connection Size: 1/2"
Inlet Connection Type: Female NPT
Number Of Holes: One Hole
Primary Material: Brass
Spout Swivel: N
Water Pressure Maximum: 6.0 bar
Water Pressure Minimum: 1.5 bar
Water Pressure Recommended: 3.0 bar

INSPIRATION

Finot seamlessly blends meticulous details with contemporary sensibility. A true integration of design and engineering expertise, this collection is comprised of parts that are decisively cast and forged to achieve painstaking precision and refinement.

CODES & STANDARDS

NOTS01X, ASME A112.18.1/CSA B125.1, DOE

PRODUCT FEATURES

Wall Mounted

Stocked in Chrome, Nickel, Brass and Dark Nickel

Unrestricted Flow

CERTIFICATIONS

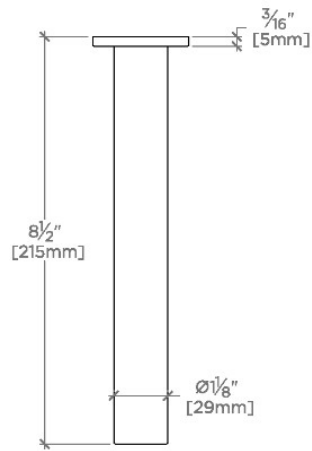


PRODUCT (NOTES)

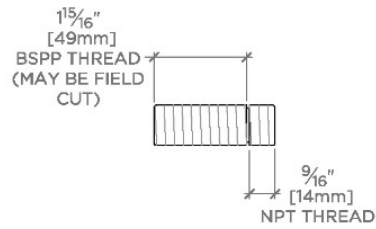
Finot

NOTS01

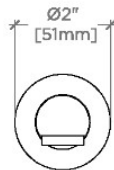
Finot Wall Mounted Tub Spout



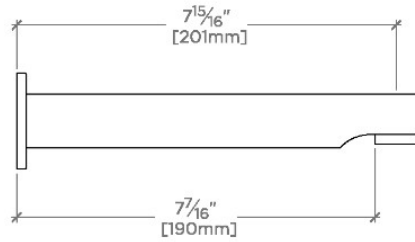
TOP VIEW SCALE: 3"=1'-0"



ADAPTER INCLUDED-
INTERNATIONAL USE ONLY



FRONT VIEW SCALE: 3"=1'-0"



SIDE VIEW SCALE: 3"=1'-0"