



ESTB. 1978

WATERWORKS

---

## Architectonics2



With a heritage of superior craftsmanship, handmade tile has refined and evolved. Global design, and 100 colors, gives broader artistic sensibility to surfaces. Assortment of field sizes are complimented by an extensive collection of trims and moldings.



ESTB. 1978


WATERWORKS

## Architectonics2

HANDMADE FIELD TILE



2" X 4" \*  
A2F024



2" X 6" \*  
A2F026



2" X 8" \*  
A2F028



3" X 6" \*  
A2F036




3" X 8" \*  
A2F038



4" X 8" \*  
A2F048



4" X 12" \*  
A2F412



6" X 9" \*  
A2F069



6" X 12" \*  
A2F612

\* Coordinating Bullnose Available



ESTB. 1978

WATERWORKS

## Architectonics2

HANDMADE FIELD TILE



3" X 3" \*  
A2F033



4" X 4" \*  
A2F044



6" X 6" \*  
A2F066



3" HEXAGON  
A2FHX3



6" HEXAGON  
A2FHX6

\* Coordinating Bullnose Available



ESTB. 1978

# WATERWORKS

## Architectonics2

### UNIVERSAL TRIM LINERS



Z-LINER  
1/2" X 6"  
A2LNZ6



SQUARE LINER  
3/4" X 6"  
A2LNZ5



MINI BAR LINER  
1/2" X 6"  
A2LNG5



SMALL BAR LINER  
1" X 6"  
A2LNG3



INGOT LINER  
1" X 6"  
A2LNG1



ASTRAGAL LINER  
1 1/4" X 6"  
A2LNA9



SMALL DOME LINER  
3/4" X 6"  
A2MO06



LARGE DOME LINER  
1" X 6"  
A2MO04



STRING LINER  
1" X 6"  
A2LN2E



ANTOINETTE LINER  
1 3/8" X 6"  
A2MO07



ROUND COVE  
1 1/4" X 6"  
A2CRDC



SQUARE COVE  
1" X 6"  
A2CSRC



QUARTER SQUARE  
1" X 6"  
A2QS06



QUARTER ROUND  
1" X 6"  
A2QR05

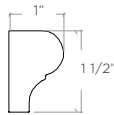


ESTB. 1978

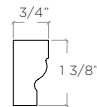
# WATERWORKS

## Architectonics2

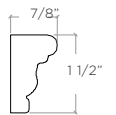
### UNIVERSAL TRIM RAILS, CROWNS & BORDERS



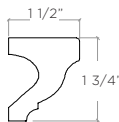
**DADO RAIL**  
1 1/2" X 6"  
A2MO15



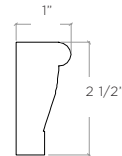
**SCOTIA RAIL**  
1 3/8" X 6"  
A2RL7E



**MIRROR SILL RAIL**  
1 1/2" X 6"  
A2RL8E



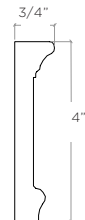
**OGEE RAIL**  
1 3/4" X 6"  
A2RLE8



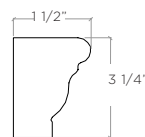
**EMPIRE RAIL**  
2 1/2" X 6"  
A2M013



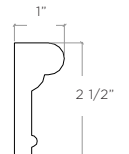
**CROWN RAIL**  
3 3/4" X 6"  
A2RL6E



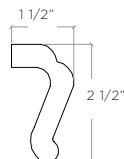
**LARGE PLAIN FRIEZE  
BORDER** 4" X 6"  
A2BO9E



**CYMA CROWN**  
2 3/4" X 6"  
A2CW6E



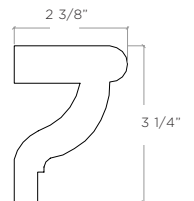
**SOFFIT RAIL**  
2 1/2" X 6"  
A2RL4E



**LOUIS FLIP RAIL**  
2 1/2" X 6"  
A2M016



**CORNICE RAIL**  
3" X 6"  
A2RLE6



**METROPOLIS CROWN**  
3 1/4" X 6"  
A2CW5E







ESTB. 1978

WATERWORKS

## Architectonics2

### UNIVERSAL TRIM BASES





ESTB. 1978

WATERWORKS

## Architectonics2

### MOSAICS



HANDMADE LANTERN MOSAIC  
A2MOL1



HANDMADE PENNY MOSAIC  
A2MOP1



HANDMADE SCALLOP MOSAIC  
A2MOS1



HANDMADE 1" X 2 1/8" MOSAIC  
A2MOH1



HANDMADE 2" HEXAGON MOSAIC  
A2MOH2



ESTB. 1978

# WATERWORKS

## Architectonics2

### PALETTE



Whitewash V2  
(Glossy Solid)



Madeline V2  
(Glossy Solid)



Nola V3  
(Glossy Solid)



Cornsilk V2  
(Glossy Crackle)



Chiffon V2  
(Glossy Solid)



Fog V2  
(Glossy Solid)



Luna V3  
(Glossy Crackle)



Parchment V2  
(Glossy Solid)



Cloud Cover V2  
(Glossy Solid)



Casper V2  
(Glossy Solid)



Linus V3  
(Glossy Solid)



Flax V2  
(Glossy Solid)



Misty V2  
(Glossy Solid)



Whisper V3  
(Glossy Solid)



Ashen V4  
(Glossy Solid)



Sandcastle V3  
(Glossy Solid)

- V1. MINIMAL, IF ANY COLOR VARIATION  
V2. SLIGHT COLOR VARIATION CAN BE EXPECTED  
V3. A MEDIUM RANGE OF COLOR VARIATION IS TYPICAL; DARKER AND LIGHTER TONES ARE EVIDENT  
V4. CONSIDERABLE COLOR VARIATION IS TYPICAL; FROM DARKS TO LIGHTS AND SOME TONE CHANGES  
V5. EXTREME COLOR VARIATION CAN BE EXPECTED - THE RANGE IS OFTEN DIFFERING BUT COMPLIMENTARY





ESTB. 1978

# WATERWORKS

## Architectonics2


### PALETTE



Acadia V3  
(Glossy Solid)




Abalone V5  
(Dynamic Crackle)



Cinder V3  
(Glossy Solid)



Aqua V4  
(Dynamic Crackle)



Gainsboro V3  
(Glossy Solid)




Angelica V3  
(Glossy Solid)




Denim V2  
(Glossy Solid)



Key Largo V4  
(Dynamic Crackle)



Silverton V3  
(Glossy Solid)



Belle V3  
(Glossy Solid)




Indigo V4  
(Dynamic Crackle)



Bloomsbury V3  
(Glossy Solid)



Greyhound V3  
(Glossy Solid)



Oxford V2  
(Glossy Solid)



Falcon V2  
(Glossy Solid)



Tropic V4  
(Dynamic Crackle)

- V1. MINIMAL, IF ANY COLOR VARIATION  
V2. SLIGHT COLOR VARIATION CAN BE EXPECTED  
V3. A MEDIUM RANGE OF COLOR VARIATION IS TYPICAL; DARKER AND LIGHTER TONES ARE EVIDENT  
V4. CONSIDERABLE COLOR VARIATION IS TYPICAL; FROM DARKS TO LIGHTS AND SOME TONE CHANGES  
V5. EXTREME COLOR VARIATION CAN BE EXPECTED - THE RANGE IS OFTEN DIFFERING BUT COMPLIMENTARY



ESTB. 1978

# WATERWORKS

## Architectonics2

### PALETTE



Mint V3  
(Glossy Crackle)



Oakley V4  
(Dynamic Crackle)



Honeydew V2  
(Glossy Solid)



Lima V2  
(Glossy Solid)



Delphine V3  
(Glossy Crackle)



Finn V5  
(Dynamic Crackle)



Hazel V3  
(Glossy Solid)



Granny Smith V2  
(Glossy Solid)



Ella V3  
(Glossy Crackle)



Quilla V5  
(Dynamic Crackle)



Cactus V5  
(Dynamic Crackle)



Peridot V4  
(Dynamic Crackle)



Spruce V2  
(Glossy Solid)



Portia V4  
(Dynamic Crackle)

- V1. MINIMAL, IF ANY COLOR VARIATION  
V2. SLIGHT COLOR VARIATION CAN BE EXPECTED  
V3. A MEDIUM RANGE OF COLOR VARIATION IS TYPICAL; DARKER AND LIGHTER TONES ARE EVIDENT  
V4. CONSIDERABLE COLOR VARIATION IS TYPICAL; FROM DARKS TO LIGHTS AND SOME TONE CHANGES  
V5. EXTREME COLOR VARIATION CAN BE EXPECTED - THE RANGE IS OFTEN DIFFERING BUT COMPLIMENTARY



ESTB. 1978

# WATERWORKS

## Architectonics2

### PALETTE



Vesper V4  
(Glossy Crackle)



Marfil V3  
(Glossy Solid)




Willow V4  
(Dynamic Crackle)



Spring Green V3  
(Glossy Solid)



Fawn V5  
(Dynamic Crackle)



Saddle V4  
(Dynamic Crackle)




Tecla V5  
(Dynamic Crackle)



Marsh V5  
(Dynamic Crackle)



Oat V5  
(Dynamic Crackle)




Cedar V3  
(Dynamic Crackle)



Scout V5  
(Dynamic Crackle)



Juniper V2  
(Glossy Crackle)



Sea Turtle V5  
(Dynamic Crackle)



Espresso V2  
(Glossy Crackle)



Hunter V4  
(Dynamic Crackle)



Camouflage V5  
(Dynamic Crackle)

- V1.** MINIMAL, IF ANY COLOR VARIATION  
**V2.** SLIGHT COLOR VARIATION CAN BE EXPECTED  
**V3.** A MEDIUM RANGE OF COLOR VARIATION IS TYPICAL; DARKER AND LIGHTER TONES ARE EVIDENT  
**V4.** CONSIDERABLE COLOR VARIATION IS TYPICAL; FROM DARKS TO LIGHTS AND SOME TONE CHANGES  
**V5.** EXTREME COLOR VARIATION CAN BE EXPECTED - THE RANGE IS OFTEN DIFFERING BUT COMPLIMENTARY



ESTB. 1978

# WATERWORKS

## Architectonics2


### PALETTE



Lola V2  
(Glossy Crackle)



Mauve V3  
(Glossy Crackle)



Thunder V2  
(Glossy Solid)



Parker V3  
(Glossy Crackle)



Primrose V3  
(Glossy Solid)



Heather V5  
(Dynamic Crackle)




Pitch V2  
(Glossy Solid)



Gunmetal V2  
(Glossy Solid)



Petunia V2  
(Glossy Solid)



Larkspur V4  
(Glossy Solid)



Starry Night V3  
(Metallic Glossy Solid)




Aurum V3  
(Metallic Glossy Crackle)



Scarlet V2  
(Glossy Crackle)



Iris V2  
(Glossy Solid)



White w/ Ruby V4  
(Glossy Crackle)

- V1. MINIMAL, IF ANY COLOR VARIATION  
V2. SLIGHT COLOR VARIATION CAN BE EXPECTED  
V3. A MEDIUM RANGE OF COLOR VARIATION IS TYPICAL; DARKER AND LIGHTER TONES ARE EVIDENT  
V4. CONSIDERABLE COLOR VARIATION IS TYPICAL; FROM DARKS TO LIGHTS AND SOME TONE CHANGES  
V5. EXTREME COLOR VARIATION CAN BE EXPECTED - THE RANGE IS OFTEN DIFFERING BUT COMPLIMENTARY






ESTB. 1978

# WATERWORKS

## Architectonics2




White  
(Matte Solid)

V2



Salt Pond  
(Matte Solid)

V3




Lichen  
(Matte Solid)

V3



Nimbus  
(Matte Solid)

V3



Hyacinth  
(Matte Solid)

V3



Bisque  
(Matte Solid)

V3



Hemp  
(Matte Solid)

V3



Clearwater  
(Matte Solid)

V3



Celestial  
(Matte Solid)

V3



Cobble  
(Matte Solid)

V3



Evening Sky  
(Matte Solid)

V3



Black Satin  
(Matte Solid)

V2

V1. MINIMAL, IF ANY COLOR VARIATION

V2. SLIGHT COLOR VARIATION CAN BE EXPECTED

V3. A MEDIUM RANGE OF COLOR VARIATION IS TYPICAL; DARKER AND LIGHTER TONES ARE EVIDENT

V4. CONSIDERABLE COLOR VARIATION IS TYPICAL; FROM DARKS TO LIGHTS AND SOME TONE CHANGES

V5. EXTREME COLOR VARIATION CAN BE EXPECTED - THE RANGE IS OFTEN DIFFERING BUT COMPLIMENTARY



ESTB. 1978

# WATERWORKS

## Architectonics2

### PALETTE



White w/ Sapphire V4  
(Glossy Crackle)



White w/ Jade V4  
(Glossy Crackle)



White w/ Taupe V4  
(Glossy Crackle)



White w/ Charcoal V4  
(Glossy Crackle)



Sapphire V5  
(Glossy Wash)



Jade V5  
(Glossy Wash)



Taupe V5  
(Glossy Wash)



Charcoal V5  
(Glossy Wash)



Sapphire V5  
(Crackle Wash)



Jade V5  
(Crackle Wash)



Taupe V5  
(Crackle Wash)



Charcoal V5  
(Crackle Wash)

- V1. MINIMAL, IF ANY COLOR VARIATION
- V2. SLIGHT COLOR VARIATION CAN BE EXPECTED
- V3. A MEDIUM RANGE OF COLOR VARIATION IS TYPICAL; DARKER AND LIGHTER TONES ARE EVIDENT
- V4. CONSIDERABLE COLOR VARIATION IS TYPICAL; FROM DARKS TO LIGHTS AND SOME TONE CHANGES
- V5. EXTREME COLOR VARIATION CAN BE EXPECTED - THE RANGE IS OFTEN DIFFERING BUT COMPLIMENTARY




ESTB. 1978

# WATERWORKS

## Architectonics2

IN-STOCK PROGRAM

### COLOR PALETTE



Whitewash  
(Glossy Solid)

V2




Luna  
(Glossy Crackle)

V3




Delphine  
(Glossy Crackle)

V3




Silverton  
(Glossy Solid)

V3



Clearwater  
(Matte Solid)

V3



Charcoal  
(Glossy Wash)

V5


### FIELD



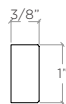
3" X 6" \*  
A2F036

\* Coordinating Bullnose Available

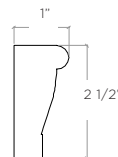
### MOLDINGS/TRIMS



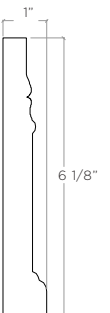
SMALL BAR LINER  
1" X 6"  
A2LNG3



EMPIRE RAIL  
2 1/2" X 6"  
A2M013



STANDARD BASE  
6 1/4" X 6"  
A2BS3E

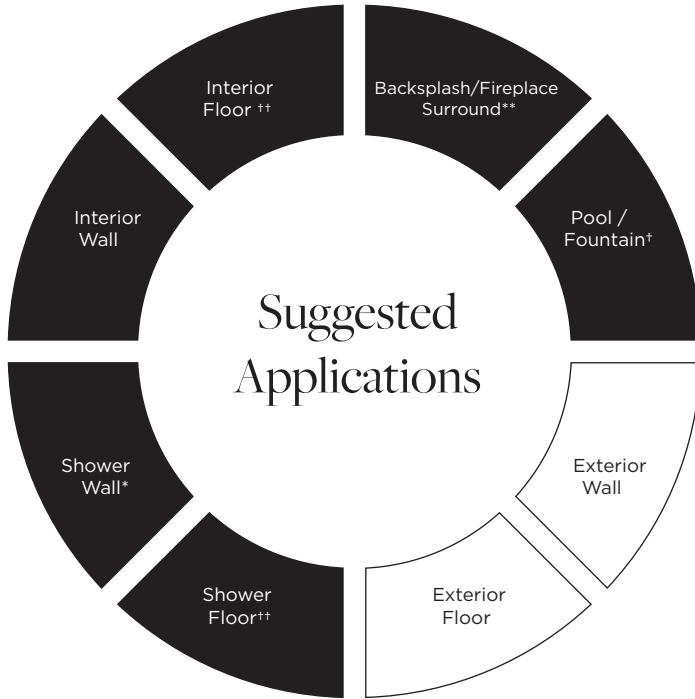




ESTB. 1978

# WATERWORKS

## Architectonics2



### Application Notes

\* All finishes suitable for use in wet environments if properly installed, sealed, and maintained. Only glossy and matte finishes suitable for use in steam showers if properly installed, sealed and maintained.

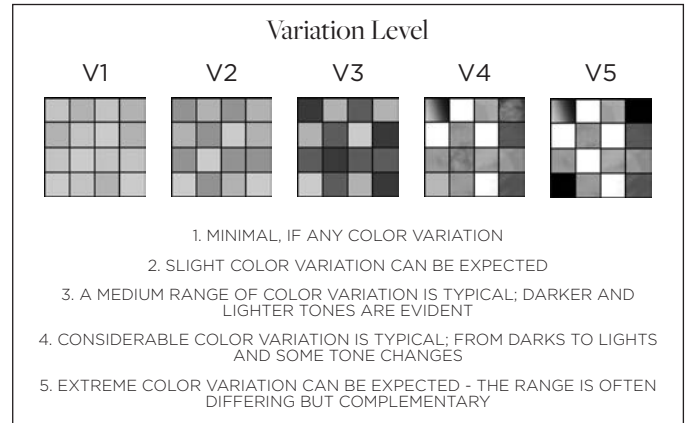
\*\* Metallics not recommended for kitchen backsplash

† Suitable above waterline in tropical/subtropical climates ONLY if properly installed, sealed and maintained

†† Suitable for light traffic floors ONLY in glossy and matte finish if properly installed, sealed and maintained (small format – 3x3 or smaller and mosaics).

### Installation / Maintenance

- WATERWORKS ASSUMES NO RESPONSIBILITY FOR INSTALLATION
- Installation constitutes acceptance.
- Tile should be installed by a licensed and experienced tile setter.
- Refer to TCNA (Tile Council of North America) or ANSI standards for installation guidelines.
- All tile must be inspected PRIOR to installation.
- Dry lay tile prior to installation to allow for blending of color variation.
- Tile should be sealed PRIOR to grouting. Dark grout may stain crackle tile.
- Waterworks recommends a grouted test panel prior to installation to understand final appearance of grouted materials.
- Seal tile and grout joints after installation and maintain regularly.



**PLEASE REFER TO COLLECTION TEARSHEET FOR VARIATION LEVEL BY COLOR.**

**SAMPLING IS RECOMMENDED TO UNDERSTAND VARIATION OF MATERIAL**

### Product Variation

Color, size and surface variation is an inherent characteristic of our handmade tile and should be expected. Refer to our color variation ranking for further details. Please inquire for additional information.

### Custom Opportunities Available

Minimums and extended lead-times may apply.

Please contact your local Waterworks showroom or our direct sales team at 800.899.6757.

