

Riverun

RRLS20

Riverun Gooseneck Lavatory Faucet with Two-Tone Tri-Spoke Handles



SHOWN IN RIVERUN GOOSENECK LAVATORY FAUCET WITH TWO-TONE TRI-SPOKE HANDLES | RRLS20

TECHNICAL DETAILS

ADA Compliance: Yes
 Deck Thickness Maximum: 46 mm
 Deck Thickness Minimum: 6 mm
 Drain Depth Maximum: 51 mm
 Drain Depth Minimum: 10 mm
 Drain Hole Diameter: 38 mm
 Drain Style: Push-Touch
 Fittings Hole Diameter: 35 mm
 Flow Restriction Options: 1.2
 Handle Spread Maximum: 305 mm
 Handle Spread Minimum: 203 mm
 Handle Turn Angle: Quarter Turn
 Inlet Connection Size: 1/2"
 Inlet Connection Type: Male with Supply Nut
 Inlet Supply Spread Maximum: 305 mm
 Inlet Supply Spread Minimum: 203 mm
 Number Of Holes: Three Hole
 Primary Material: Brass
 Restricted Maximum Flow Rate: 4.5 liters/min
 Spout Swivel: N
 Valve Material: Ceramic
 Water Pressure Maximum: 6.0 bar
 Water Pressure Minimum: 1.5 bar
 Water Pressure Recommended: 3.0 bar

INSPIRATION

This new American classic was designed with simplicity in mind. Featuring streamlined forms and honest details, it's the epitome of quiet elegance.

CODES & STANDARDS

RRLS20X, NSF/ANSI/CAN 61:Q < 1, NSF/ANSI/CAN 372, ASME A112.18.1/CSA B125.1, CEC, DOE, State of MA

PRODUCT FEATURES

Features Two-Tone Tri-Spoke Handles

Includes a Universal Push Touch Drain sized to fit US and Euro sink drain openings

Stocked in Nickel/Matte Black and Brass/Matte Black

Available in 1.2gpm (4.5L/min) flow rate

Available in 1.2gpm (4.5L/min) flow rate

CERTIFICATIONS



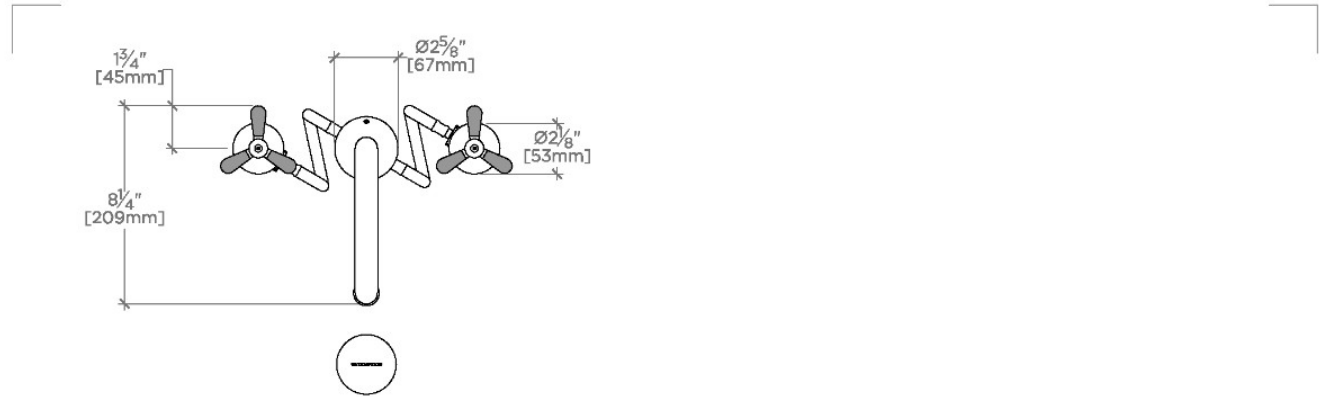
PRODUCT (NOTES)

WATERWORKS

Riverun

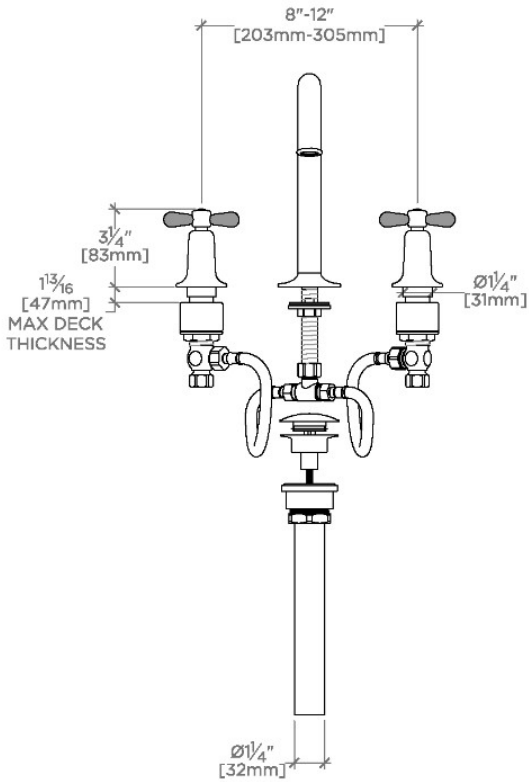
RRLS20

Riverun Gooseneck Lavatory Faucet with Two-Tone Tri-Spoke Handles



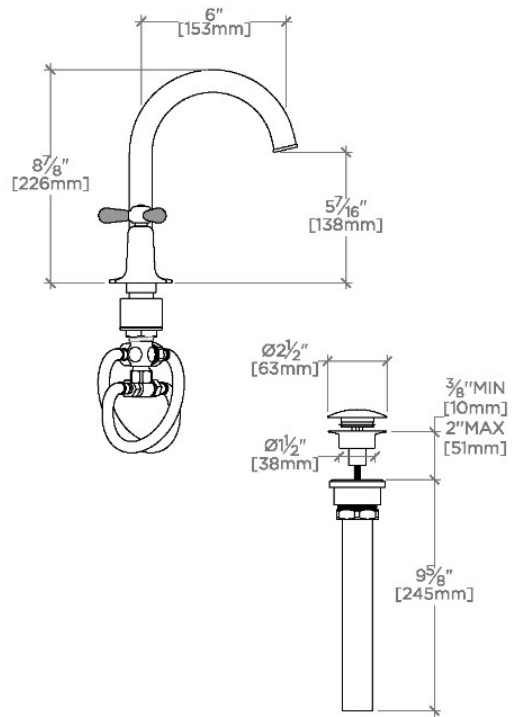
TOP VIEW

SCALE: $1\frac{1}{2}"=1'-0"$



FRONT VIEW

SCALE: $1\frac{1}{2}"=1'-0"$



SIDE VIEW

SCALE: $1\frac{1}{2}"=1'-0"$