


FINOT

NLS220

Finot High Profile Lavatory Faucet with Lever Handles



SHOWN IN FINOT HIGH PROFILE LAVATORY FAUCET WITH LEVER HANDLES | NLS220

TECHNICAL DETAILS

ADA Compliance: Yes
 Deck Thickness Maximum: 1 3/4"
 Deck Thickness Minimum: 1/4"
 Drain Depth Maximum: 2"
 Drain Depth Minimum: 3/8"
 Drain Hole Diameter: 1 1/2"
 Drain Style: Push Touch
 Fittings Hole Diameter: 1 3/8"
 Flow Restriction Options: 1.2
 Handle Spread Maximum: 12"
 Handle Spread Minimum: 8"
 Handle Turn Angle: Quarter Turn
 Inlet Connection Size: 1/2"
 Inlet Connection Type: Male with Supply Nut
 Number Of Holes: Three Hole
 Primary Material: Brass
 Spout Swivel: N
 Valve Material: Ceramic
 Water Pressure Maximum: 85.0 psi
 Water Pressure Minimum: 20.0 psi
 Water Pressure Recommended: 45.0 psi

INSPIRATION

Finot seamlessly blends meticulous details with contemporary sensibility. A true integration of design and engineering expertise, this collection is comprised of parts that are decisively cast and forged to achieve painstaking precision and refinement.

CODES & STANDARDS

NLS220X, NSF/ANSI/CAN 61:Q < 1, NSF/ANSI/CAN 372, ASME A112.18.1/CSA B125.1, WaterSense(1.0GPM and 1.2GPM Only), CEC, DOE, State of MA

PRODUCT FEATURES

Lever Handles

Includes Universal Push-Touch Drain (UNLD23) which fits 1-1/2" through 1-3/4" drain hole openings

Available in 1.2gpm (4.5L/min) flow rate

Stocked In Chrome, Nickel, Brass and Dark Nickel

CERTIFICATIONS



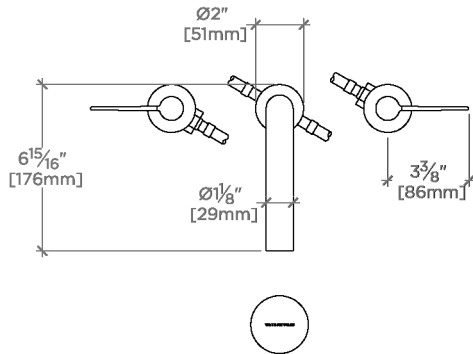
PRODUCT (NOTES)

WATERWORKS

FINOT

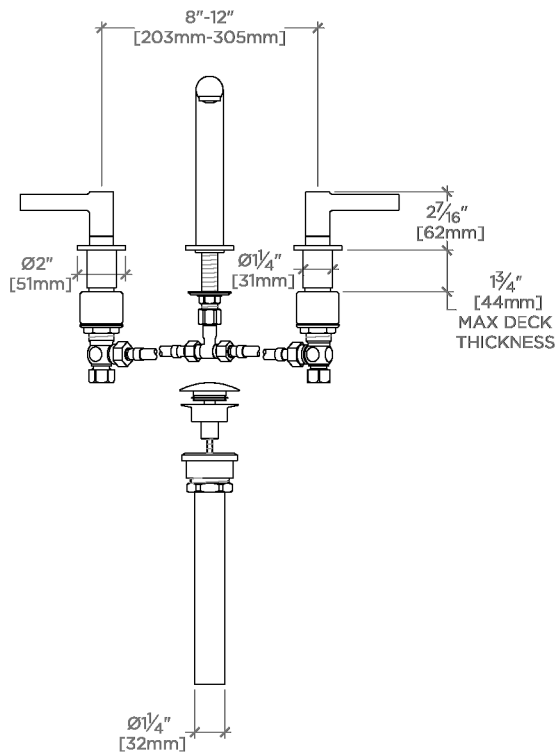
NLS220

Finot High Profile Lavatory Faucet with Lever Handles



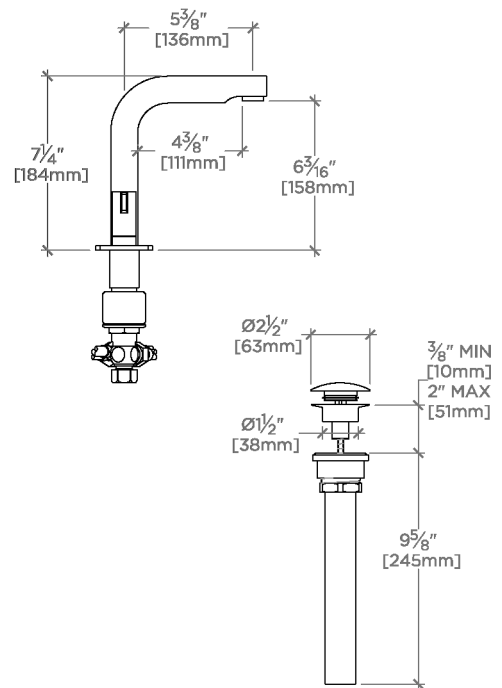
TOP VIEW

SCALE: 1 1/2"=1'-0"



FRONT VIEW

SCALE: 1 1/2"=1'-0"



SIDE VIEW

SCALE: 1 1/2"=1'-0"