

UNIVERSAL

UNSD48

Universal 48" Channel Shower Drain



SHOWN IN UNIVERSAL 48" CHANNEL SHOWER DRAIN | UNSD48

TECHNICAL DETAILS

Suggested Application: Bath

INSPIRATION

Our Universal collection features timeless designs complementing any of our Waterworks. With a wide range of product, from fittings to accessories, Universal adds exquisite proportion and balance to any environment.

CODES & STANDARDS

PRODUCT FEATURES

Designed to Incorporate stone or tile to match shower floor

Stainless steel construction will not rust

Outlet flow rate of 14 gpm

GULD00 Universal Linear Shower Drain Rough Sold Separately

Available only in Polished Stainless Steel and Blackened Stainless Steel

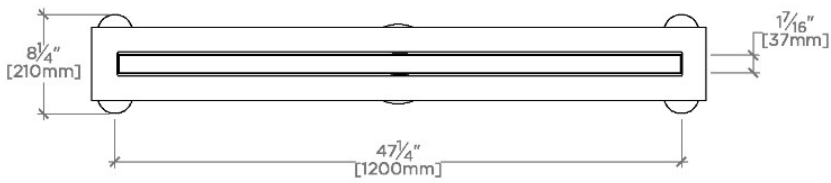
CERTIFICATIONS

PRODUCT (NOTES)

UNIVERSAL

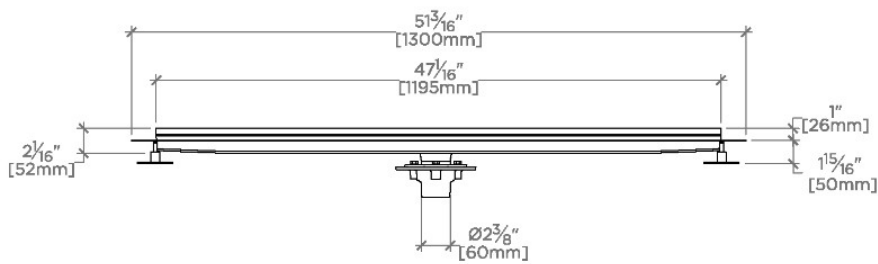
UNSD48

Universal 48" Channel Shower Drain



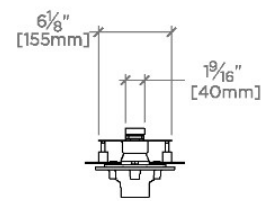
TOP VIEW

SCALE: 3/4"=1'-0"



FRONT VIEW

SCALE: 3/4"=1'-0"



SIDE VIEW

SCALE: 3/4"=1'-0"