


VIAWORKS

GUVC16

ViaWorks 3/4" Counter-Clockwise Open Volume Control Valve with Exact Handle Alignment



SHOWN IN VIAWORKS 3/4" COUNTER-CLOCKWISE OPEN VOLUME CONTROL VALVE WITH EXACT HANDLE ALIGNMENT | GUVC16

TECHNICAL DETAILS

Depth/Width: 5 1/2"
 Fittings Hole Diameter: 1 3/8"
 Handle Turn Angle: Quarter Turn
 Height: 3"
 Inlet Connection Size: 3/4"
 Inlet Connection Type: Female NPT
 Length: 1 1/4"
 Outlet Connection Size: 3/4"
 Outlet Connection Type: Female NPT
 Primary Material: Brass
 Suggested Application: Bath
 Valve Material: Ceramic
 Water Pressure Maximum: 85.0 psi
 Water Pressure Minimum: 20.0 psi
 Water Pressure Recommended: 45.0 psi

INSPIRATION

The ViaWorks collection encompasses all Waterworks valves, which are just as impeccably engineered as our legendary fittings and the finest the industry has to offer in terms of performance, features and functionality. ViaWorks valves are engineered with more than three generations of bath and kitchen expertise, each with installers and lifelong service in mind.

CODES & STANDARDS

Code # GUSM16: ASME A112.18.1, CSA B125, State of Ma, IAPMO

PRODUCT FEATURES

Customize your bath experience with a counter-clockwise open cartridge rough, for use with Waterworks wall valve trims.

3/4" NPT female inlet and outlet with quarter turn functionality

Custom tile guard ensures precise tiling, while providing accessibility in servicing the valve.

Combine multiple volume control valves within a single shower to operate multiple shower components simultaneously

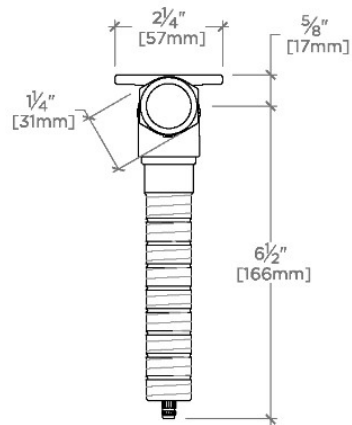
Made in Europe of Brass Construction

CERTIFICATIONS

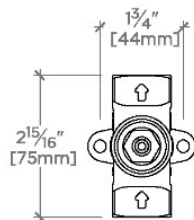


PRODUCT (NOTES)

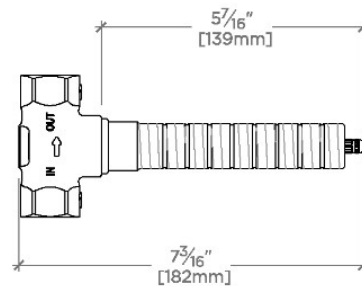
ViaWorks 3/4" Counter-Clockwise Open Volume Control Valve with Exact Handle Alignment



TOP VIEW SCALE: 3"=1'-0"



FRONT VIEW SCALE: 3"=1'-0"



SIDE VIEW SCALE: 3"=1'-0"