

JULIA

JUKM43

Julia Two Hole Bridge Articulated Kitchen Faucet, Metal Lever Handles and Spray



TECHNICAL DETAILS

Deck Thickness Maximum: 38 mm
 Deck Thickness Minimum: 6 mm
 Fittings Hole Diameter: 32 mm
 Handle Spread Maximum: 200 mm
 Handle Spread Minimum: 200 mm
 Handle Turn Angle: Quarter Turn
 Handshower / Spray Hose Length: 1.2 m
 Depth / Width: 540 mm
 Height: 278 mm
 Inlet Connection Size: 1/2"
 Inlet Connection Type: Male with supply nut
 Inlet Supply Spread Maximum: 200 mm
 Inlet Supply Spread Minimum: 200 mm
 Primary Material: Brass
 Restricted Maximum Flow Rate: 8.3 liters/min
 Spout Swivel: Y
 Spray Included in Unit: N
 Suggested Application: Bar, Kitchen, Laundry
 Valve Material: Ceramic
 Water Pressure Maximum: 6.0 bar
 Water Pressure Minimum: 1.5 bar
 Water Pressure Recommended: 3.0 bar

SHOWN IN JULIA TWO HOLE BRIDGE ARTICULATED KITCHEN FAUCET, METAL LEVER HANDLES AND SPRAY JUKM43

INSPIRATION

An interpretation of 1920s French country, Julia speaks to decoration and intricate design displayed through beautifully composed turnings. These details embody the robust, signature high profile spout enabling Julia to transition fluidly from informal to formal environments.

CODES & STANDARDS

Code # JUKM43: CEC

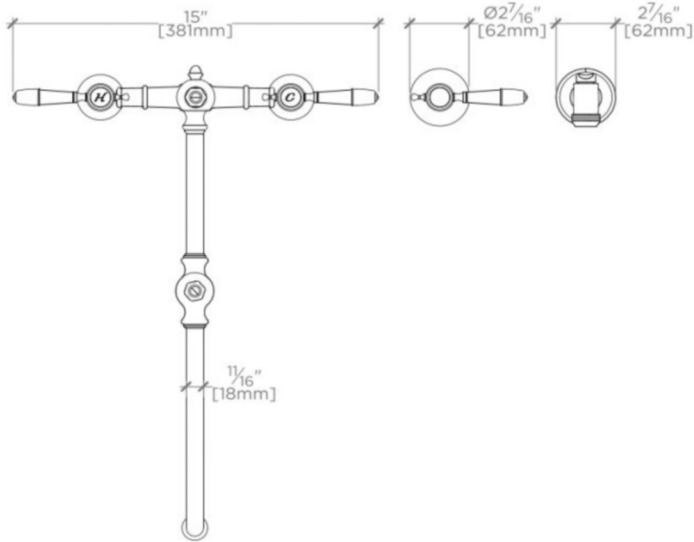
PRODUCT FEATURES

Articulating Spout
 Smooth folding action for easy storage or far reach into the sink
 Quarter turn ceramic cartridge
 Provided with Side Spray and Control Valve
 Standard flow rate is 2.2gpm (8.3 L/min) and State of California requires a maximum of 1.8gpm(6.8 L/min). Also available in other flow options. Contact a sales associate for details.

JULIA

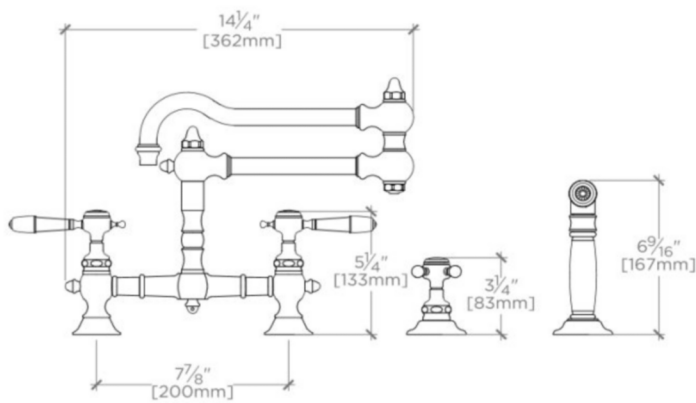
JUKM43

Julia Two Hole Bridge Articulated Kitchen Faucet, Metal Lever
Handles and Spray



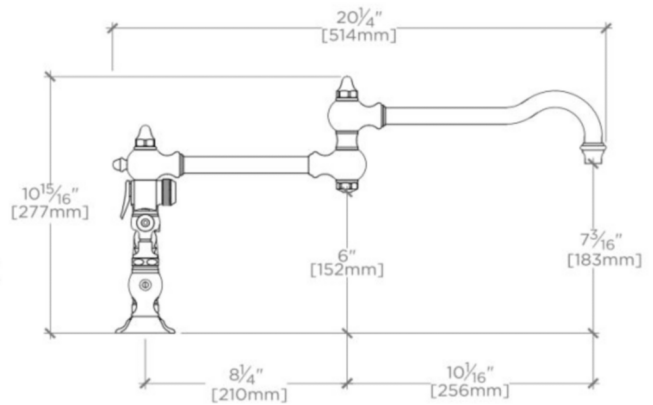
TOP VIEW

SCALE: 1 1/2"=1'-0"



FRONT VIEW (FOLDED)

SCALE: 1 1/2"=1'-0"



SIDE VIEW

SCALE: 1 1/2"=1'-0"