

Universal

UMCL18

Universal Modern 18" Ceiling Mounted Shower Arm with Flange



SHOWN IN UNIVERSAL MODERN 18" CEILING MOUNTED SHOWER ARM WITH FLANGE | UMCL18

TECHNICAL DETAILS

Fittings Hole Diameter: 32 mm
Inlet Connection Size: 1/2"
Inlet Connection Type: Male NPT
Outlet Connection Size: 1/2"
Outlet Connection Type: Male NPT
Water Pressure Recommended: 3.0 bar

INSPIRATION

Featuring enduring designs that complement any Waterworks element, this collection spans fittings to accessories, bringing exquisite proportion and balance to any environment.

CODES & STANDARDS

PRODUCT FEATURES

Compatible with an assortment of Waterworks showerheads, sold separately

Brass Construction

Includes 18" ceiling mounted shower arm

Stocked in Chrome, Nickel and Brass

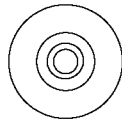
CERTIFICATIONS

PRODUCT (NOTES)

Universal

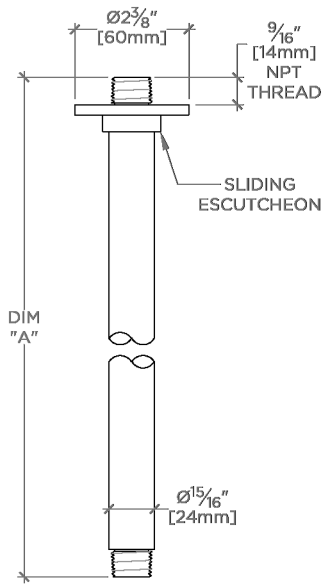
UMCL18

Universal Modern 18" Ceiling Mounted Shower Arm with Flange

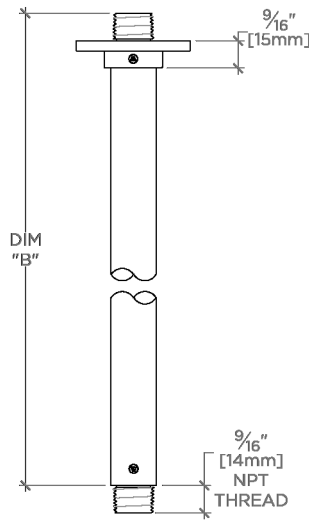


CEILING VIEW SCALE: 3"=1'-0"

STYLE NO.	DIM "A"	DIM "B"
UMCL06	7 ¹ / ₈ " [181mm]	6 ⁹ / ₁₆ " [167mm]
UMCL12	13 ¹ / ₈ " [334mm]	12 ⁹ / ₁₆ " [319mm]
UMCL18	19 ¹ / ₈ " [486mm]	18 ⁹ / ₁₆ " [471mm]
UMCL24	25 ¹ / ₈ " [639mm]	24 ⁹ / ₁₆ " [624mm]



FRONT VIEW SCALE: 3"=1'-0"



SIDE VIEW SCALE: 3"=1'-0"