


BOULEVARD

BDVC48

Boulevard Volume Control Valve Trim with Metal Lever Handle



SHOWN IN BOULEVARD VOLUME CONTROL VALVE TRIM WITH METAL LEVER HANDLE | BDVC48

TECHNICAL DETAILS

ADA Compliance: Yes
Depth/Width: 2 1/4"
Escutcheon Primary Material: Brass
Height: 3 3/4"
Integrated Diverter: N
Length: 2 1/2"
Primary Material: Brass
Suggested Application: Bath

INSPIRATION

Inspiration from 1930s objects evokes extravagance: a strong silhouette, lavish scale and elegant decoration. Machine and artisan hands yield crisp details and curves.

CODES & STANDARDS

ASME A112.18.1/CSA B125.1, State of MA

PRODUCT FEATURES

Metal lever handle

Used to control water flow to a single waterway outlet such as a shower head, handshower, or tub spout

Solidly sized and generous in scale, decorative elements convey a sense of substance

Stocked in Nickel and Unlacquered Brass

Requires rough valve, sold separately: GUV16 (US) / GU16VC (UK) or GUV17 (US) / GU17VC (UK)

CERTIFICATIONS



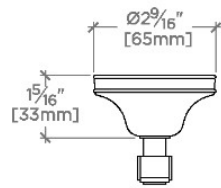
PRODUCT (NOTES)

Valve sold separately.

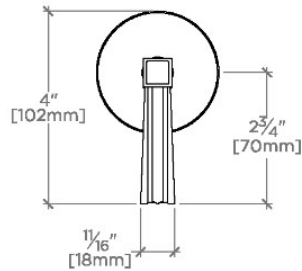
BOULEVARD

BDVC48

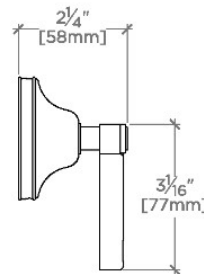
Boulevard Volume Control Valve Trim with Metal Lever Handle



TOP VIEW SCALE: 3"=1'-0"



FRONT VIEW SCALE: 3"=1'-0"



SIDE VIEW SCALE: 3"=1'-0"