




ESTB. 1978

WATERWORKS

Repose



Repose is an exquisite blend of colors providing a depth of tonal movement. Inspired by the art of movement during the early 20th century, there is a representation of classic elements and bold contemporary ideas for wall surfaces.



ESTB. 1978

WATERWORKS

Repose

MOSAIC




1" X 4"
HERRINGBONE
RPMOH1



1" X 6"
HERRINGBONE
RPMOH2



2" X 4"
HERRINGBONE
RPMOH3



2" X 6"
HERRINGBONE
RPMOH4



1" X 4"
STACKED
RPMS14



1" X 6"
STACKED
RPMS16



2"
STACKED
RPMS22



2" X 4"
STACKED
RPMS24




2" X 6"
STACKED
RPMS26



3"
STACKED
RPMS33



3" X 6"
STACKED
RPMS36



1" X 4"
STAGGERED
RPSM14



ESTB. 1978


WATERWORKS

Repose

MOSAIC



1" X 6"
STAGGERED
RPSM16




2"
STAGGERED
RPSM22



2" X 4"
STAGGERED
RPSM24



2" X 6"
STAGGERED
RPSM26



3"
STAGGERED
RPSM33



3" X 6"
STAGGERED
RPSM36



ESTB. 1978

WATERWORKS

Repose


PALETTE



Antique Mirror (Glossy) V5



Bark (Glossy) V4



Cornflower (Glossy) V3



Ebony (Glossy) V2



Hemlock (Glossy) V3




Jasmine (Glossy) V2



Mist (Glossy) V3



Peat (Glossy) V4



Space (Glossy) V3



Sprig (Glossy) V5



Tulip (Glossy) V3



Veil (Glossy) V3

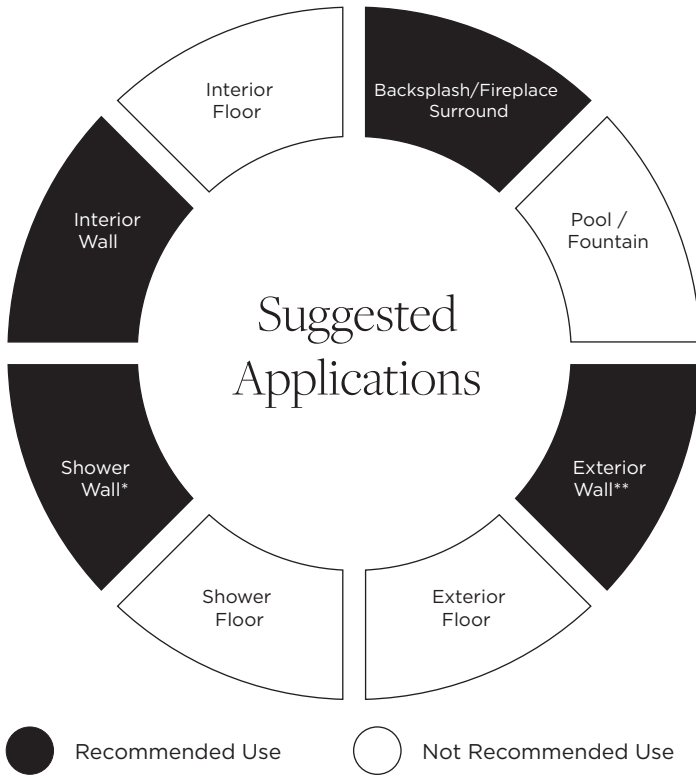
* See variation chart on next page
** Surface texture is inherit in the material



ESTB. 1978

WATERWORKS

Repose



Variation Level

V1	V2	V3	V4	V5

1. MINIMAL, IF ANY COLOR VARIATION
2. SLIGHT COLOR VARIATION CAN BE EXPECTED
3. A MEDIUM RANGE OF COLOR VARIATION IS TYPICAL; DARKER AND LIGHTER TONES ARE EVIDENT
4. CONSIDERABLE COLOR VARIATION IS TYPICAL; FROM DARKS TO LIGHTS AND SOME TONE CHANGES
5. EXTREME COLOR VARIATION CAN BE EXPECTED - THE RANGE IS OFTEN DIFFERING BUT COMPLEMENTARY

PLEASE REFER TO COLLECTION TEARSHEET FOR VARIATION LEVEL BY COLOR.

SAMPLING IS RECOMMENDED TO UNDERSTAND VARIATION OF MATERIAL

Product Variation

Color variation is an inherent characteristic of our glass tile and should be expected. Refer to our color variation ranking for further details. Please inquire for additional information.

Custom Opportunities Available

Minimums and extended lead-times may apply.

Please contact your local Waterworks showroom or our direct sales team at 800.899.6757.

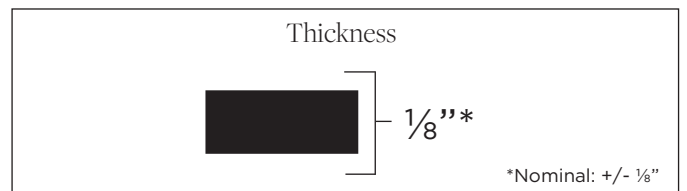
Application Notes

* Suitable for use in wet environments, including steam showers, if properly installed, sealed, and maintained (suitable for all colors EXCEPT Antique Mirror)

** Suitable for exterior walls in tropical/subtropical climate ONLY (suitable for all colors EXCEPT Antique Mirror)

Installation / Maintenance

- WATERWORKS ASSUMES NO RESPONSIBILITY FOR INSTALLATION
- Installation constitutes acceptance.
- Tile should be installed by a licensed and experienced tile setter.
- Refer to TCNA (Tile Council of North America) or ANSI standards for installation guidelines.
- All tile must be inspected PRIOR to installation.
- Dry lay tile prior to installation to allow for blending of color variation.
- Waterworks recommends a grouted test panel prior to installation to understand the final appearance of grouted materials
- Seal grout joints after installation and maintain regularly.
- Installation guidelines are available.



Suggested Grout Lines
per mosaic sheet