

UNIVERSAL

UNSH10

Universal Recessed Ceiling Mounted 9 3/4" Shower Rose



SHOWN IN UNIVERSAL RECESSED CEILING MOUNTED 9 3/4" SHOWER ROSE| UNSH10

TECHNICAL DETAILS

ADA Compliance: No
 Adjustable versus Fixed Spray: Fixed Spray
 Diameter of Head: 9 3/4"
 Flow Restriction Options: 2.5, 2.0, 1.75, 1.5
 Depth / Width: 9 11/16"
 Height: 4 1/2"
 Inlet Connection Size: 1/2"
 Inlet Connection Type: Female Thread
 Integrated Diverter: N
 Length: 9 3/4"
 Pivot: N
 Primary Material: Brass
 Suggested Application: Bath
 Water Pressure Maximum: 85.0 psi
 Water Pressure Minimum: 20.0 psi
 Water Pressure Recommended: 45.0 psi

INSPIRATION

Our Universal collection features timeless designs complementing any of our Waterworks. With a wide range of product, from fittings to accessories, Universal adds exquisite proportion and balance to any environment.

CODES & STANDARDS

Code # WWSH10: Complies with ASME A112.18.1/CSA B125.1, CEC and 0.25% Weighted Average Lead Content. Certified with IAPMO, cUPC, CEC, DOE, State of MA and WRAS.

PRODUCT FEATURES

Provides an excellent option for low bathroom ceilings by utilizing every inch (ie. ceiling that is 8" or less) Stocked in 2.5gpm (9.5 L/min) and 1.75gpm (6.6 L/min). State of California requires 1.75gpm (6.6 L/min) to comply with their water conservation requirements. Other flow options are available to order, contact your sales associate or call 1 (800) 899-6757 for details.



PRODUCT (NOTES)

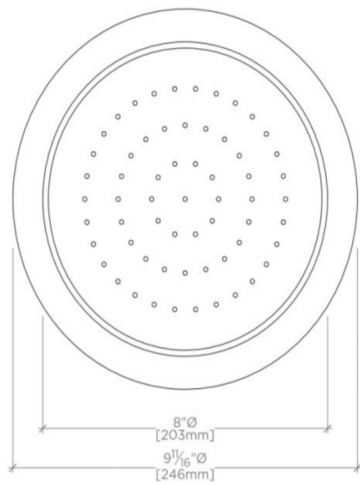
Shower Rose only.

WATERWORKS

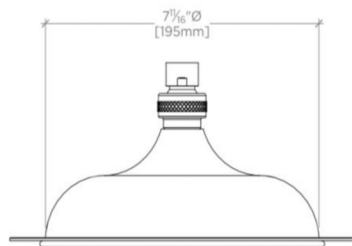
UNIVERSAL

UNSH10

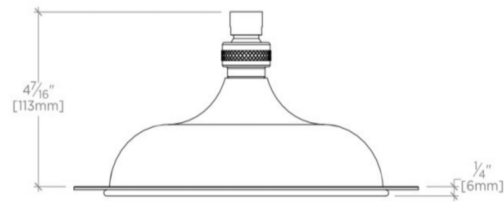
Universal Recessed Ceiling Mounted 9 3/4" Shower Rose



CEILING VIEW SCALE: 3"=1'-0"



FRONT VIEW SCALE: 3"=1'-0"



SIDE VIEW SCALE: 3"=1'-0"