



ESTB. 1978

WATERWORKS

Claypaper



Painterly, fluid brushstrokes wash over Claypaper tile. Each piece is hand-painted in soft colors, creating a gentle and varied artistic effect that partners well with many other surfaces.




ESTB. 1978


WATERWORKS

Claypaper

HANDMADE FIELD TILE



3" X 3" **
CZF033




3" HEXAGON **
CZFHX3



4 1/4" HEXAGON **
CZFHX4



3" X 6" *
CZF036



6" X 6" *
CZF066



3" X 12" *
CZF312



6" X 12" *
CZF612

*Note: Coordinating bullnose available

**Note: Handmade field tile can be tape faced for an additional charge



ESTB. 1978

WATERWORKS

Claypaper

HANDMADE MOSAICS



2" HEXAGON MOSAIC
CZMOH2



2" X 2" STACKED MOSAIC
CZMS22



2" X 2" STAGGERED MOSAIC
CZSM22



1 1/4" X 2 3/8" STACKED MOSAIC
CZMS12



1 1/4" X 2 3/8" STAGGERED MOSAIC
CZSM12



ESTB. 1978

WATERWORKS

Claypaper

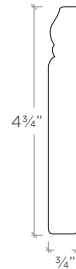

TRIM



DEVON RAIL 1 7/8" X 6"
CZRL05



BELMONT RAIL 3" X 6"
CZRL07



EVERETT BASE 4 3/4" X 6"
CZBS03



QUARTER ROUND 1" X 6"
CZQR01



STANDARD LINER 1/2" X 6"
CZLN01




ESTB. 1978

WATERWORKS

Claypaper


PALETTE




Sea Glossy Wash V4-5



Indigo Glossy Wash V4-5




Breeze Glossy Wash V4-5




Pewter Glossy Wash V4-5



Peony Glossy Wash V4-5



Sage Glossy Wash V4-5



Nickel Glossy Wash V4-5



Egret Glossy Solid V2



Talc Glossy Solid V2

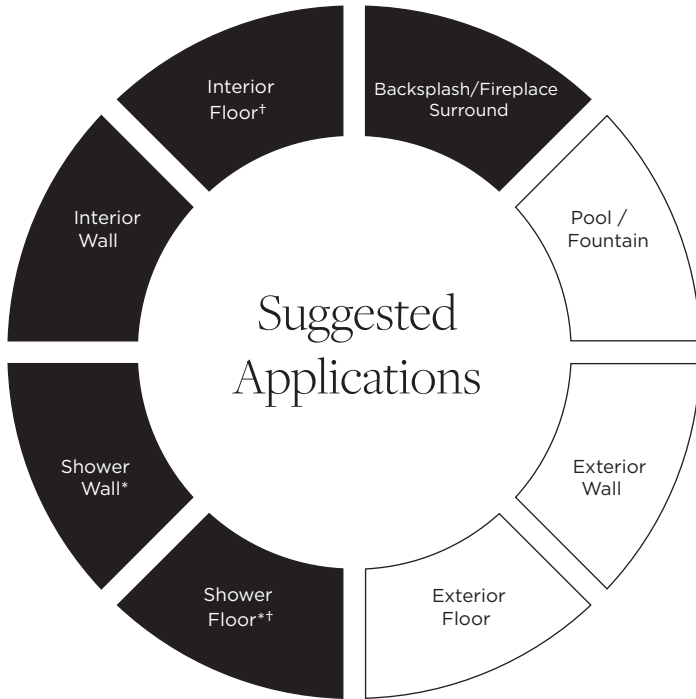
* See variation chart on page 7



ESTB. 1978

WATERWORKS

Claypaper



● Recommended Use ○ Not Recommended Use

Application Notes

- * Suitable for use in wet environments, if properly installed, sealed, and maintained
- † Small format field tile and mosaics

Installation / Maintenance

- WATERWORKS ASSUMES NO RESPONSIBILITY FOR INSTALLATION
- Installation constitutes acceptance.
- Tile should be installed by a licensed and experienced tile setter.
- Refer to TCNA (Tile Council of North America) or ANSI standards for installation guidelines.
- All tile must be inspected PRIOR to installation.
- Dry lay tile prior to installation to allow for blending of color variation.
- Seal tile PRIOR to grouting. Dark grout can stain crackle tile.
- Waterworks recommends a grouted test panel prior to installation to understand final appearance of grouted materials.
- Re-seal tile and grout after installation and maintain regularly.

Variation Level

V1	V2	V3	V4	V5

1. MINIMAL, IF ANY COLOR VARIATION
2. SLIGHT COLOR VARIATION CAN BE EXPECTED
3. A MEDIUM RANGE OF COLOR VARIATION IS TYPICAL; DARKER AND LIGHTER TONES ARE EVIDENT
4. CONSIDERABLE COLOR VARIATION IS TYPICAL; FROM DARKS TO LIGHTS AND SOME TONE CHANGES
5. EXTREME COLOR VARIATION CAN BE EXPECTED - THE RANGE IS OFTEN DIFFERING BUT COMPLEMENTARY

PLEASE REFER TO COLLECTION TEARSHEET FOR VARIATION LEVEL BY COLOR.

SAMPLING IS RECOMMENDED TO UNDERSTAND VARIATION OF MATERIAL

Product Variation

Color, size and surface variation is an inherent characteristic of our handmade tile and should be expected. Refer to our color variation ranking for further details. Please inquire for additional information.

Custom Opportunities Available

Minimums and extended lead-times may apply.

Please contact your local Waterworks showroom or our direct sales team at 800.899.6757.

Thickness

$3/8''^*$

*Nominal: +/- 1/6"

Suggested Grout Lines

$1/16'' - 1/8''$