



ESTB. 1978

WATERWORKS

Metrix



SIMPLICITY, SQUARED

Immaculately clean edges, smooth surfaces, and a minimalist palette with liners that pop. Combined, they give these tiles a fresh, contemporary vibe.



ESTB. 1978


WATERWORKS

Metrix


FIELD TILE



2 $\frac{7}{8}$ " x 5 $\frac{3}{4}$ "
MXF025



3 $\frac{7}{8}$ " x 7 $\frac{5}{8}$ "
MXF037



3 $\frac{7}{8}$ " x 15 $\frac{1}{2}$ " **
MXF416



7 $\frac{5}{8}$ " x 15 12" †
MXF816

**Glazed edges available

†Available in Cotton only and with glazed edge options




ESTB. 1978

WATERWORKS

Metrix

MOSAIC




1 7/8" x 1 7/8"
STACKED MOSAIC*
MXMS22



1 7/8" x 3 7/8"
STAGGERED MOSAIC*
MXSM24

ARCHITECTURAL ELEMENTS



UNIVERSAL BASE
4 1/2" X 5 3/4"
MXBS01



DADO RAIL
2 1/2" X 5 3/4"
MXRL01



STICK LINER
1/2" X 5 3/4"
MXLN55



* Available in Cotton only




ESTB. 1978

WATERWORKS


Metrix

PALETTE



COTTON GLOSSY

V2



BONE GLOSSY

V2

STICK LINER PALETTE



COTTON GLOSSY



BONE GLOSSY



STERLING GLOSSY



BOULDER GLOSSY



REGATTA GLOSSY



GULF GLOSSY



CAVIAR GLOSSY

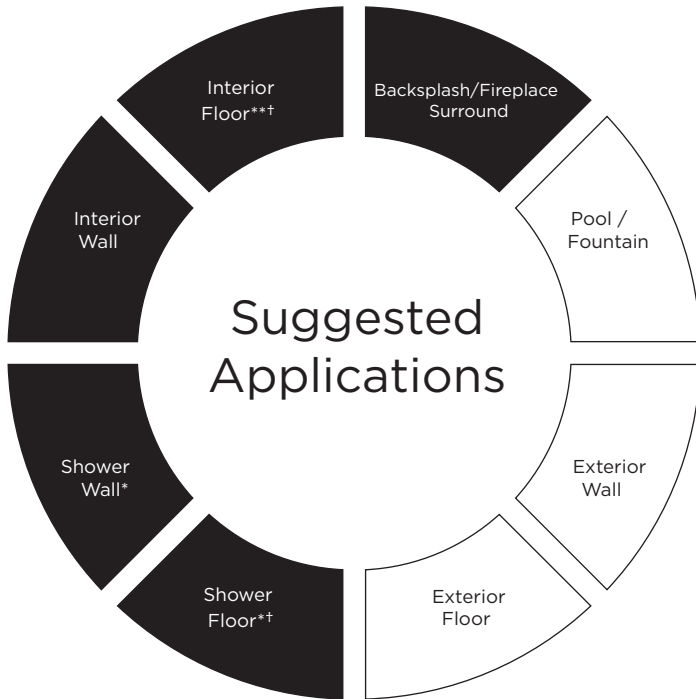
^A See variation chart



ESTB. 1978

WATERWORKS

Metrix



● Recommended Use ○ Not Recommended Use

Application Notes

- * Suitable for use in wet environments, including steam showers, if properly installed, sealed, and maintained
- ** Suitable for light traffic interior floors ONLY
- † Small format ONLY

Installation / Maintenance

- WATERWORKS ASSUMES NO RESPONSIBILITY FOR INSTALLATION
- Installation constitutes acceptance.
- Tile should be installed by a licensed and experienced tile setter.
- Refer to TCNA (Tile Council of North America) or ANSI standards for installation guidelines.
- All tile must be inspected PRIOR to installation.
- Dry lay tile prior to installation to allow for blending of color variation.
- Seal grout after installation and maintain regularly.

Variation Level

V1	V2	V3	V4	V5

1. MINIMAL, IF ANY COLOR VARIATION
2. SLIGHT COLOR VARIATION CAN BE EXPECTED
3. A MEDIUM RANGE OF COLOR VARIATION IS TYPICAL; DARKER AND LIGHTER TONES ARE EVIDENT
4. CONSIDERABLE COLOR VARIATION IS TYPICAL; FROM DARKS TO LIGHTS AND SOME TONE CHANGES
5. EXTREME COLOR VARIATION CAN BE EXPECTED - THE RANGE IS OFTEN DIFFERING BUT COMPLEMENTARY

PLEASE REFER TO COLLECTION TEARSHEET FOR VARIATION LEVEL BY COLOR.

SAMPLING IS RECOMMENDED TO UNDERSTAND VARIATION OF MATERIAL

Product Variation

Color, size and surface variation is an inherent characteristic of our handmade tile and should be expected. Refer to our color variation ranking for further details. Please inquire for additional information.

Custom Opportunities Available

Minimums and extended lead-times may apply.

Please contact your local Waterworks showroom or our direct sales team at 800.899.6757.

Thickness

1/4"*

*Nominal: +/- 1/6"

Suggested Grout Lines

1/16" - 1/8"