




ESTB. 1978

WATERWORKS

Keystone



From remote mountains to ancient caves, we hand select only those stones that offer the quintessential color, tone, variation, surface activity, texture and strength. Each a unique and natural work of art. That is when we know we have found the perfect Keystone.



ESTB. 1978

WATERWORKS

Keystone



Venato

V2

FIELD TILE

6" x 12" ^{P, H} 12" x 24" ^{P, H}
6" x 30" ^{P, H} 24" x 36" ^{P, H}
12" x 12" ^{P, H} 18" x 18" ^{P, H}
24" x 24" ^{P, H}

MOSAIC **

2cm Stacked ^{P, H}

MOLDINGS *

Pencil Liner 5/8" x 12" ^{P, H}
"A" Rail 1 3/4" x 12" ^{P, H}
Standard Base 5" x 12" ^{P, H}

SLABS

2cm ^{P, H}
3cm ^{P, H}

Imperial Danby

V3

FIELD TILE

6" x 18" ^{P, H} 18" x 18" ^{P, H}

MOSAIC **

2.5cm Hexagon ^{P, H}

MOLDINGS *

Stowe Rail 1 7/8" x 18" ^{P, H}
Stowe Base 6" x 18" ^{P, H}

SLABS

2cm ^{P, H}
3cm ^{P, H}
5cm ^{P, H}

Petronelli

V4

FIELD TILE

12" x 12" ^{P, H} 12" x 24" x 1/2" ^H

MOSAIC **

2.5cm Stacked ^H
2.5cm x 10cm Herringbone ^P

MOLDINGS *

Square Liner 3/4" x 12" ^{P, H}

* See profile drawings on page 20

** See mosaic drawings on page 21

*** Field Tile Dimensions Are 3/8" Thick Unless Otherwise Noted. Dimensions Are Nominal +/- 1/8"

P : POLISHED, H : HONED, T : TUMBLED, F : FLAMED, TF : TUMBLED & FLAMED, A : ANCIENT, S : SMOOTH, HH : HAND-HONED



ESTB. 1978

WATERWORKS

Keystone



Thassos Select V1

FIELD TILE

3" x 6" ^{P, H} 6" x 12" ^{P, H}
12" x 12" ^{P, H} 18" x 18" x 1/2" ^{P, H}

MOSAIC **

2cm Stacked ^{P, T}
1/2" x 1 1/4" Staggered ^P
3cm x 5cm Basketweave ^P

MOLDINGS *

Pencil Liner 5/8" x 12" ^{P, H}
"B" Rail 1 3/4" x 12" ^{P, H}
Standard Base 5" x 12" ^{P, H}

SLABS

2cm ^{P, H}
3cm ^{P, H}



Calacatta V4

FIELD TILE

3" x 6" ^{P, H} 6" x 12" ^{P, H}
12" x 24" ^{P, H} 24" x 36" ^{P, H}
12" x 12" ^{P, H} 18" x 18" ^{P, H}

MOSAIC **

2 cm Stacked ^{P, H}
1/2" x 3/4" Staggered ^{P, H}
2.5cm Hexagon ^{P, H}
3" Hexagon ^{P, H}
3cm x 5cm Basketweave ^{P, H}
1.5cm Hand Clipped ^H
6" Hexagon ^H

MOLDINGS *

Pencil Liner 5/8" x 12" ^{P, H}
"A" Rail 1 3/4" x 12" ^{P, H}
Standard Base 5" x 12" ^{P, H}

SLABS

2cm ^{P, H}
3cm ^{P, H}
5cm ^P



Statuary V3

FIELD TILE

3" x 6" ^{P, H} 6" x 12" ^{P, H}
12" x 24" ^{P, H} 12" x 12" ^{P, H}
18" x 18" ^{P, H}

MOSAIC **

2cm Stacked ^{P, H}
1/2" x 3/4" Staggered ^{P, H}
2.5cm Hexagon ^{P, H}
3" Hexagon ^{P, H}

MOLDINGS *

Pencil Liner 5/8" x 12" ^{P, H}
"A" Rail 1 3/4" x 12" ^{P, H}
Standard Base 5" x 12" ^{P, H}

SLABS

2cm ^{P, H}
3cm ^{P, H}

* See profile drawings on page 20

** See mosaic drawings on page 21

*** Field Tile Dimensions Are 3/8" Thick Unless Otherwise Noted. Dimensions Are Nominal +/- 1/8"

P : POLISHED, H : HONED, T : TUMBLED, F : FLAMED, TF : TUMBLED & FLAMED, A : ANCIENT, S : SMOOTH, HH : HAND-HONED



ESTB. 1978

WATERWORKS

Keystone



Aurora V2

FIELD TILE

6" x 12" ^{P, H} 12" x 24" ^{P, H}
12" x 12" ^{P, H}

MOSAIC **

2cm Stacked ^{P, H}
2.5cm Hexagon ^{P, H}
3" Hexagon ^{P, H}
3cm x 5cm Basketweave ^{P, H}
6" Hexagon ^H

MOLDINGS *

Pencil Liner 5/8" x 12" ^{P, H}
"A" Rail 1 3/4" x 12" ^{P, H}
Standard Base 5" x 12" ^{P, H}

SLABS

2cm ^{P, H}
3cm ^{P, H}



Agatha V3

FIELD TILE

6" x 12" ^{P, H} 12" x 12" ^{P, H}
12" x 24" ^{P, H}

MOSAIC **

2cm Stacked ^{P, H}

MOLDINGS *

"A" Rail 1 3/4" x 12" ^{P, H}
Pencil Liner 5/8" x 12" ^{P, H}
Standard Base 5" x 12" ^{P, H}

SLABS

2cm ^{P, H}
3cm ^{P, H}



Plumeria V4

FIELD TILE

12" x 24" ^P

SLABS

2cm ^{P, H}

* See profile drawings on page 20

** See mosaic drawings on page 21

*** Field Tile Dimensions Are 3/8" Thick Unless Otherwise Noted. Dimensions Are Nominal +/- 1/8"

P : POLISHED, H : HONED, T : TUMBLED, F : FLAMED, TF : TUMBLED & FLAMED, A : ANCIENT, S : SMOOTH, HH : HAND-HONED



ESTB. 1978

WATERWORKS

Keystone



Carrara

V3

FIELD TILE

- 3" X 6" ^{P, H}
- 6" X 12" ^{P, H}
- 3" X 16" ^{P, H}
- 12" X 24" ^{P, H}
- 12" X 12" ^{P, H}
- 18" X 18" ^{P, H}
- 12" Hexagon ^H

MOSAIC **

- 2cm Stacked ^{P, H}
- 1/2" x 1 1/4" Staggered ^P
- 1 7/8" x 3 3/4" Staggered ^{P, H}
- 1.5cm x 3cm Herringbone ^P
- 3cm x 6cm Herringbone ^P
- 2.5cm Hexagon ^{P, H}
- 2" Hexagon ^{P, H, T}
- 3" Hexagon ^{P, H}
- 3cm x 5cm Basketweave ^P
- 1.5cm Hand Clipped ^H
- 6" Hexagon ^H

MOLDINGS *

- Pencil Liner 5/8" x 12" ^{P, H}
- "A" Rail 1 3/4" x 12" ^{P, H}
- Standard Base 5" x 12" ^{P, H}

SLABS

- 2cm ^{P, H}
- 3cm ^{P, H}
- 5cm ^{P, H}



Cielo

V4

FIELD TILE

- 12" x 24" ^P

SLABS

- 2cm ^{P, H}
- 3cm ^{P, H}



Savoy

V4

FIELD TILE

- 12" x 12" ^P
- 12" x 24" ^P

MOSAIC **

- 2cm Stacked ^P

SLABS

- 2cm ^{P, H}
- 3cm ^{P, H}

** See mosaic drawings on page 21

*** Field Tile Dimensions Are 3/8" Thick Unless Otherwise Noted. Dimensions Are Nominal +/- 1/8"

P : POLISHED, H : HONED, T : TUMBLED, F : FLAMED, TF : TUMBLED & FLAMED, A : ANCIENT, S : SMOOTH, HH : HAND-HONED



ESTB. 1978

WATERWORKS

Keystone



Ice White V3

FIELD TILE

18" x 36" x 3/4" P 24" x 48" x 3/4" P
36" x 36" x 3/4" P

SLABS

2cm P



Birch V3

FIELD TILE

12" x 24" H 18" x 36" x 1/2" P
24" x 24" x 5/8" P
24" x 48" x 3/4" P

SLABS

2cm P



Crystalline V4

FIELD TILE

6" x 12" P, H 12" x 24" P, H
18" x 18" P, H

MOSAIC **

2cm Stacked P, H

MOLDINGS *

Pencil Liner 5/8" x 12" P, H

SLABS

2cm P, H

* See profile drawings on page 20

** See mosaic drawings on page 21

*** Field Tile Dimensions Are 3/8" Thick Unless Otherwise Noted. Dimensions Are Nominal +/- 1/8"

P : POLISHED, H : HONED, T : TUMBLED, F : FLAMED, TF : TUMBLED & FLAMED, A : ANCIENT, S : SMOOTH, HH : HAND-HONED



ESTB. 1978

WATERWORKS

Keystone



Cascade Gray V4

FIELD TILE

3" x 12" ^H 6" x 12" ^H
12" x 24" ^H

MOSAIC **

2.5cm x 10cm Herringbone ^H
3" Hexagon ^H
6" Hexagon ^H
3cm Handclipped ^H

SLABS

2cm ^H



Silver Quartzite V2

FIELD TILE

12" x 24" ^H

SLABS

2cm ^P



Aran Gray V2

FIELD TILE

12" x 24" ^H 12" x 12" ^H

SLABS

2cm ^H
3cm ^H

* See profile drawings on page 20

** See mosaic drawings on page 21

*** Field Tile Dimensions Are 3/8" Thick Unless Otherwise Noted. Dimensions Are Nominal +/- 1/8"

^P : POLISHED, ^H : HONED, ^T : TUMBLED, ^F : FLAMED, ^{TF} : TUMBLED & FLAMED, ^A : ANCIENT, ^S : SMOOTH, ^{HH} : HAND-HONED



ESTB. 1978

WATERWORKS

Keystone



Silver Lining

V5

FIELD TILE

12" x 24" ^H 6" x 36" ^H
18" x 36" ^H

MOSAIC **


2cm Stacked ^H

MOLDINGS *

Empire Rail 3/4" x 12" ^H

SLABS

2cm ^H



Palissandro

V4

FIELD TILE

12" x 24" ^P

MOSAIC **

2cm Stacked ^P

MOLDINGS *

Empire Rail 3/4" x 12" ^P

SLABS

2cm ^P
3cm ^P



Bardiglio Dark

V3

FIELD TILE

6" x 12" ^{P, H} 12" x 24" ^{P, H}
6" x 30" ^{P, H} 24" x 36" ^{P, H}
12" x 12" ^{P, H} 18" x 18" ^{P, H}
24" x 24" ^{P, H} 12" Hexagon ^H

MOSAIC **

2cm Stacked ^H
2.5cm Hexagon ^{P, H}
3" Hexagon ^{P, H}

MOLDINGS *

Pencil Liner 5/8" x 12" ^{P, H}
"A" Rail 1 3/4" x 12" ^{P, H}
Standard Base 5" x 12" ^{P, H}

SLABS

2cm ^{P, H}
3cm ^{P, H}

* See profile drawings on page 20

** See mosaic drawings on page 21

*** Field Tile Dimensions Are 3/8" Thick Unless Otherwise Noted. Dimensions Are Nominal +/- 1/8"

^P : POLISHED, ^H : HONED, ^T : TUMBLED, ^F : FLAMED, ^{TF} : TUMBLED & FLAMED, ^A : ANCIENT, ^S : SMOOTH, ^{HH} : HAND-HONED



ESTB. 1978

WATERWORKS

Keystone



Piedmont Blonde V3

FIELD TILE

8" x 8" x 3/4" ^{HH} 8" x 16" x 3/4" ^{HH}
16" x 16" x 3/4" ^{HH} 16" x 24" x 3/4" ^{HH}

SLABS

2cm ^H



Vanilla Cream V3

FIELD TILE

6" x 12" ^{P, H} 12" x 24" x 1/2" ^{P, H}
12" x 12" ^{P, H} 16" x 16" ^{P, H}

MOSAIC **

2cm Stacked ^{P, H}

MOLDINGS *

Pencil Liner 5/8" x 12" ^{P, H}
"A" Rail 1 3/4" x 12" ^{P, H}
Standard Base 5" x 12" ^{P, H}

SLABS

2cm ^{P, H}
3cm ^{P, H}



Crema D'orcia V2

FIELD TILE

12" x 12" x 5/8" ^H 12" x 24" x 5/8" ^H

* See profile drawings on page 20

** See mosaic drawings on page 21

*** Field Tile Dimensions Are 3/8" Thick Unless Otherwise Noted. Dimensions Are Nominal +/- 1/8"

^P : POLISHED, ^H : HONED, ^T : TUMBLED, ^F : FLAMED, ^{TF} : TUMBLED & FLAMED, ^A : ANCIENT, ^S : SMOOTH, ^{HH} : HAND-HONED



ESTB. 1978

WATERWORKS

Keystone



Arrowroot V3

FIELD TILE

6" x 12" x 1/2" ^{P, H} 3" x 16" x 1/2" ^H
12" x 24" x 1/2" ^{P, H} 12" x 12" x 1/2" ^{P, H}
16" x 16" x 1/2" ^{P, H}

MOSAIC **

2cm Stacked ^{P, H, T}
1/2" x 1 1/4" Staggered ^P
1.5cm x 3cm Herringbone ^{P, T}
3cm x 6cm Herringbone ^P
2.5cm Hexagon ^{P, T}
2" Hexagon ^P
3cm x 5cm Basketweave ^P
1 7/8" X 3 3/4" Staggered ^T

MOLDINGS *

Pencil Liner 5/8" x 12" ^{P, H}
"A" Rail 1 3/4" x 12" ^{P, H}
Standard Base 5" x 12" ^{P, H}

SLABS

2cm ^{P, H}
3cm ^{P, H}



Amaro V4

FIELD TILE

12" x 24" ^P

SLABS

2cm ^{P, H}
3cm ^{P, H}



Cataldo V4

FIELD TILE

12" x 24" ^P

MOSAIC **

2cm Stacked ^P

MOLDINGS *

Empire Rail 3/4" x 12" ^P

* See profile drawings on page 20

** See mosaic drawings on page 21

*** Field Tile Dimensions Are 3/8" Thick Unless Otherwise Noted. Dimensions Are Nominal +/- 1/8"

P : POLISHED, H : HONED, T : TUMBLED, F : FLAMED, TF : TUMBLED & FLAMED, A : ANCIENT, S : SMOOTH, HH : HAND-HONED



ESTB. 1978

WATERWORKS

Keystone



Cirrus V3

FIELD TILE

6" x 12" ^{P, H} 12" x 24" ^{P, H}
12" x 12" ^{P, H}

MOSAIC **

2cm Stacked ^{P, H}

SLABS

2cm ^{P, H}



Silk Georgette V3

FIELD TILE

12" x 24" ^H

SLABS

2cm ^{P, H}



White Onyx V4

FIELD TILE

12" x 12" ^{P, H}

MOSAIC **

2.5cm Stacked ^{P, H}

MOLDINGS *

Pencil Liner 5/8" x 12" ^{P, H}

"A" Rail 1 3/4" x 12" ^{P, H}

Standard Base 5" x 12" ^{P, H}

SLABS

2cm ^P

3cm ^H

* See profile drawings on page 20

** See mosaic drawings on page 21

*** Field Tile Dimensions Are 3/8" Thick Unless Otherwise Noted. Dimensions Are Nominal +/- 1/8"

^P : POLISHED, ^H : HONED, ^T : TUMBLED, ^F : FLAMED, ^{TF} : TUMBLED & FLAMED, ^A : ANCIENT, ^S : SMOOTH, ^{HH} : HAND-HONED



ESTB. 1978

WATERWORKS

Keystone



Alpaca V3

FIELD TILE

10" x 20" ^H

MOSAIC **

2 cm Stacked ^H

MOLDINGS *

Empire Rail 3/4" x 20" ^H

SLABS

2cm ^H

3cm ^H



Silver Cloud V3

FIELD TILE

2.5" x 20" ^H 5" x 20" ^H

10" x 20" ^H

MOSAIC **

2cm Stacked ^H


MOLDINGS *

Empire Rail 3/4" x 20" ^H

SLABS

2cm ^H

3cm ^H



Piedmont V3

FIELD TILE

8" x 16" ^{H, HH} 16" x 24" ^{H, HH}

8" x 8" ^{H, HH} 16" x 16" ^{H, HH}

24" x 24" ^{H, HH}

(Hand honed 3/4" thick)

MOSAIC **

2cm Stacked ^H

MOLDINGS *

Empire Rail 3/4" x 16" ^H

SLABS

2cm ^H

3cm ^H

* See profile drawings on page 20

** See mosaic drawings on page 21

*** Field Tile Dimensions Are 3/8" Thick Unless Otherwise Noted. Dimensions Are Nominal +/- 1/8"

P : POLISHED, ^H : HONED, ^T : TUMBLED, ^F : FLAMED, ^{TF} : TUMBLED & FLAMED, ^A : ANCIENT, ^S : SMOOTH, ^{HH} : HAND-HONED



ESTB. 1978

WATERWORKS

Keystone



Nero Marquina V3

FIELD TILE

6" x 12" ^{P, H} 12" x 12" ^{P, H}

MOSAIC **

2cm Stacked ^{P, H}
2.5cm Stacked ^T

MOLDINGS *

Pencil Liner 5/8" x 12" ^{P, H}
"A" Rail 1 3/4" x 12" ^{P, H}
Standard Base 5" x 12" ^{P, H}

SLABS

2cm ^{P, H}
3cm ^{P, H}



Raven V3

FIELD TILE

10" x 20" x 3/8" ^H

MOSAIC **

2cm Stacked ^H

MOLDINGS *

Empire Rail 3/4" x 20" ^H

SLABS

2cm ^H
3cm ^H



Basalt V2

FIELD TILE

6" x 12" ^H 3" x 16" ^H
12" x 24" ^H 12" x 12" ^H
16" x 16" ^H

MOSAIC **

2cm Stacked ^H
2" Stacked ^H
2.5cm Hexagon ^H
3" Hexagon ^H
6" Hexagon ^H

MOLDINGS *

Empire Rail 1/2" x 12" ^H
Standard Base 5" x 12" ^H

SLABS

2cm ^H
3cm ^H

* See profile drawings on page 20

** See mosaic drawings on page 21

*** Field Tile Dimensions Are 3/8" Thick Unless Otherwise Noted. Dimensions Are Nominal +/- 1/8"

P : POLISHED, H : HONED, T : TUMBLED, F : FLAMED, TF : TUMBLED & FLAMED, A : ANCIENT, S : SMOOTH, HH : HAND-HONED



ESTB. 1978

WATERWORKS

Keystone



Vulcan

V3

FIELD TILE
12" x 24" ^H



Monterey


V3

FIELD TILE
12" x 24" ^H

MOSAIC **
2.5cm Stacked ^{TF}

MOLDING *
Empire Rail 5/8" x 12" ^F

SLABS
2cm ^F
3cm ^F



Portoro Gold

V4

FIELD TILE
12" x 12" ^P

SLABS
2cm ^P

* See profile drawings on page 20

** See mosaic drawings on page 21

*** Field Tile Dimensions Are 3/8" Thick Unless Otherwise Noted. Dimensions Are Nominal +/- 1/8"

^P : POLISHED, ^H : HONED, ^T : TUMBLED, ^F : FLAMED, ^{TF} : TUMBLED & FLAMED, ^A : ANCIENT, ^S : SMOOTH, ^{HH} : HAND-HONED



ESTB. 1978

WATERWORKS

Keystone



Fabric

Available in the following color:

Monterey V3

Available in following size:

12" x 24"




Bamboo

Available in the following color:

Crema D'Orcia V2

Available in following size:

11 1/2" x 23"



Sandblasted

Available in the following color/size:


Bardiglio V3 12" x 24"

Birch V3 18" x 36"

Birch V3 24" x 48"

Carrara V3 12" x 24"

Piedmont V3 16" x Random Lengths x 3/4"



Flamed

Available in the following color/size:

Monterey V3
12" x 24" (3/8" & 3/4")

Tuscan Gray V3
12" x 24" x 3/4"

St. Martin V3
14" x Random Lengths x 3/4"

Greige V3
16" x Random Lengths x 3/4"




Brushed & Flamed

Available in the following color:

Basalt V2

Available in following size:

16" x 24" x 3/4"



Combed

Available in the following color:

Basalt V2

Monterey V3

Available in following size:

12" x 24"
(Basalt 1/2")

*** Field Tile Dimensions Are 3/8" Thick Unless Otherwise Noted.
Dimensions Are Nominal +/- 1/8"



ESTB. 1978

WATERWORKS

Keystone



DOMINO

Available in the following colors:

Carrara V3
Vulcan V3

Available in following sizes:

4 1/2" x 7 3/4"



ANTIQUED

Available in the following colors:


Ash V3 Dakota V3
Biscuit V3 Kirby V3
Carrara V3

Available in following sizes*:

10" x 16" x 3/4"
16" x 16" x 3/4"

2cm Slab

*Available with Clean Edge or Chiseled Edge



RESTORED

Available in the following colors:

Ash V3 Dakota V3
Biscuit V3 Kirby V3
Carrara V3 Prunella V4

Available in following sizes*:

10" x 16" x 3/4"
16" x 16" x 3/4"

2cm Slab

*Available with Clean Edge or Chiseled Edge



GLYPHIC

Available in the following colors:

Silk Georgette V3
Vulcan V3

Available in following size:

8" x 24" x 1/2"


*** Field Tile Dimensions Are 3/8" Thick Unless Otherwise Noted. Dimensions Are Nominal +/- 1/8"



ESTB. 1978

WATERWORKS


Keystone Moldings



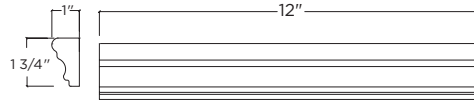
12" PENCIL LINER
5/8" x 12" (KSLN01)




12" SQUARE PENCIL LINER
3/4" x 12" (KSLN03)




12" EMPIRE RAIL
1/2" x 12" (KSRL06)




"A" RAIL
1 3/4" x 12" (KSRL01)



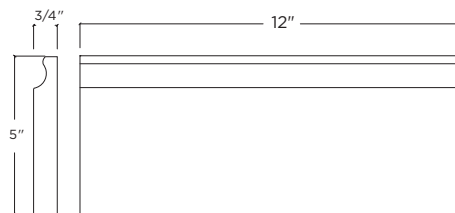
"B" RAIL
1 3/4" x 12" (KSRL24)



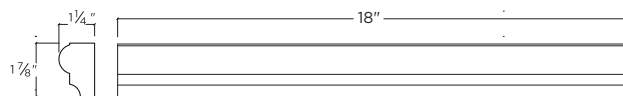
EMPIRE RAIL
5/8" x 12" (KSRL06)



EMPIRE RAIL
3/4" x 12", 3/4" x 16", 3/4" x 20" (KSRL06)



STANDARD BASE
5" x 12" (KSBS01)




STOWE RAIL
1 7/8" x 18" (KSRLS1)




ESTB. 1978

WATERWORKS


Keystone Mosaics




2cm STACKED
(KSMS02)




2.5cm STACKED
(KSMS11)




2\"/>




1.5cm STAGGERED
(KSSM15)



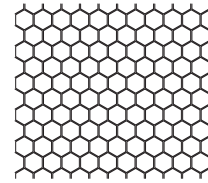
1/2\"/>




1/2\"/>




1 7/8\"/>



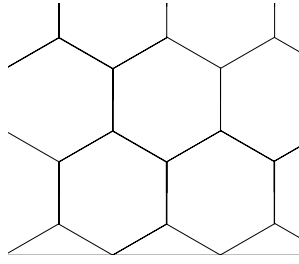
2.5cm HEXAGON
(KSMO2)




2\"/>




3\"/>




6\"/>




1.5cm HANDCLIPPED
(KSSMHC)




3CM HANDCLIPPED
(KSSM3C)



3cm x 5cm BASKETWEAVE
(KSMOB3)



1.5cm x 3cm HERRINGBONE
(KSMOHB)



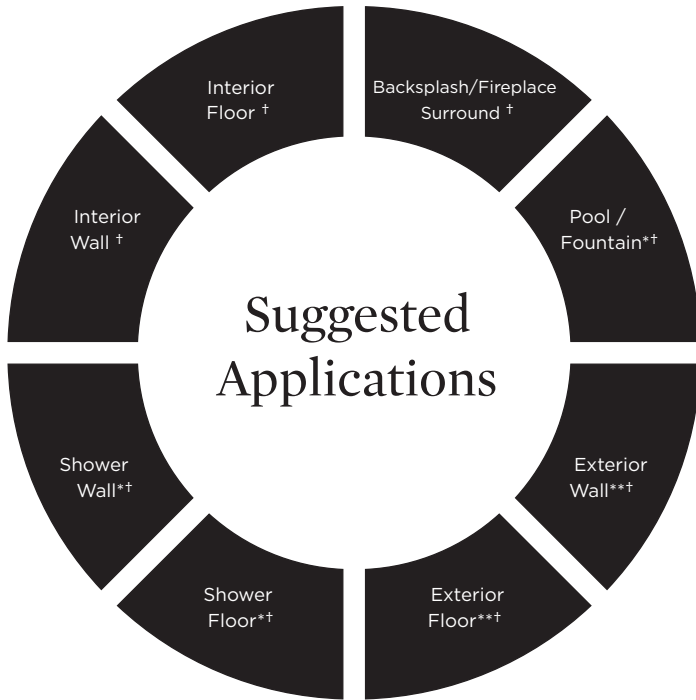
2.4cm x 10cm HERRINGBONE
(KSMOHI)



ESTB. 1978

WATERWORKS

Keystone



● Recommended Use ○ Not Recommended Use


Application Notes

- * Suitable for use in wet environments, including steam showers, if properly installed, sealed, and maintained
- **For commercial applications, please inquire.
- † Application varies by stone. Please inquire for more information.

Installation / Maintenance

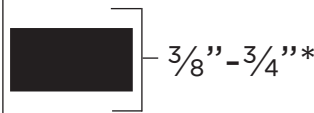
- WATERWORKS ASSUMES NO RESPONSIBILITY FOR INSTALLATION
- Installation constitutes acceptance.
- Tile should be installed by a licensed and experienced tile setter.
- Refer to TCNA (Tile Council of North America) or ANSI standards for installation guidelines.
- All tile must be inspected PRIOR to installation.
- Dry lay tile prior to installation to allow for blending of color variation.
- Waterworks recommends a grouted test panel prior to installation to understand final appearance of grouted materials.
- Stone must be sealed before grout installation to allow grout to release and prevent staining.
- Stone and grout should be sealed after installation and maintained regularly.

Variation Level



1. MINIMAL, IF ANY COLOR VARIATION
2. SLIGHT COLOR VARIATION CAN BE EXPECTED
3. A MEDIUM RANGE OF COLOR VARIATION IS TYPICAL; DARKER AND LIGHTER TONES ARE EVIDENT
4. CONSIDERABLE COLOR VARIATION IS TYPICAL; FROM DARKS TO LIGHTS AND SOME TONE CHANGES
5. EXTREME COLOR VARIATION CAN BE EXPECTED - THE RANGE IS OFTEN DIFFERING BUT COMPLEMENTARY

Thickness



*Nominal: +/- 1/8"

Suggested Grout Lines

1/16" - 1/8"