

WATERWORKS

PRODUCT SUPPORT
800.927.2120
WATERWORKS.COM

BROADMOOR

Wall Mounted Double Towel Arm in Chrome

STYLE No. 565070
REFERENCE No. BMTB25C
ITEM No. 22-27870-03862

SPECIFICATIONS
PAGE 1 OF 3

DESIGN

FEATURES



SHOWN IN Nickel

WATERWORKS

PRODUCT SUPPORT
800.927.2120
WATERWORKS.COM

BROADMOOR

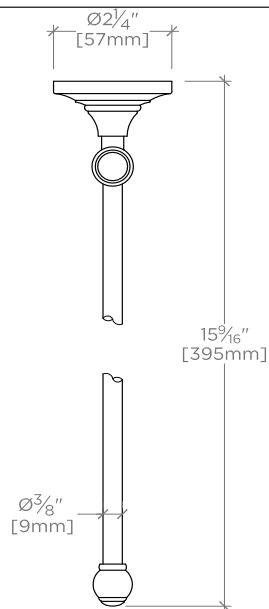
Wall Mounted Double Towel Arm in Chrome

STYLE No. 565070
REFERENCE No. BMTB25C
ITEM No. 22-27870-03862

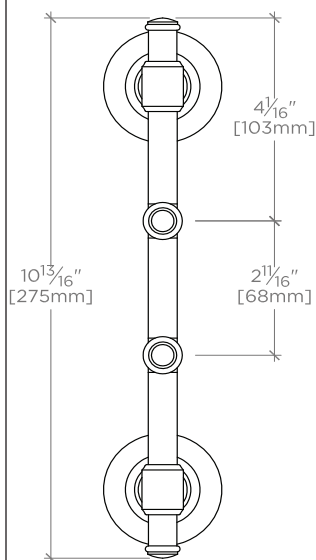
SPECIFICATIONS

PAGE 2 OF 3

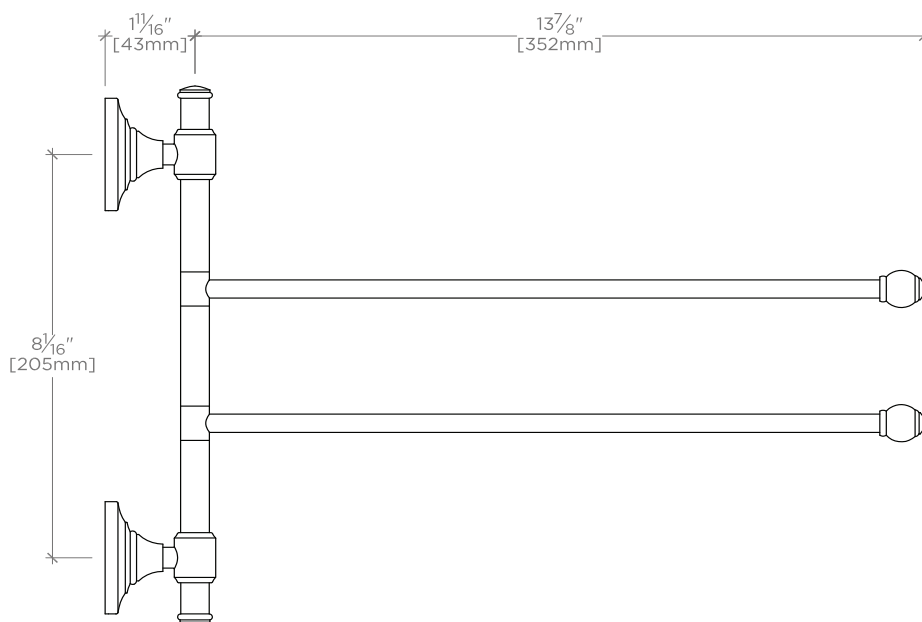
All dimensions are based on original specifications and are subject to change and variation. Please consult your Design Associate for current specifications.



TOP VIEW SCALE: 3"=1'-0"



FRONT VIEW SCALE: 3"=1'-0"



SIDE VIEW

SCALE: 3"=1'-0"

WATERWORKS

PRODUCT SUPPORT
800.927.2120
WATERWORKS.COM

BROADMOOR

Wall Mounted Double Towel Arm in Chrome

STYLE No. 565070
REFERENCE No. BMTB25C
ITEM No. 22-27870-03862

SPECIFICATIONS

PAGE 3 OF 3

SPECIFICATIONS

Primary Material: Brass
Adjustable Levelers / Feet:

CARE INSTRUCTIONS

To clean the finish, wipe gently with a soft damp cloth and then with a soft dry towel. A mild soap solution can be used for daily cleaning.

CODES AND STANDARDS