

WATERWORKS  
STUDIO

STUDIO STONE



CLASSIC CHARACTER


The timeless allure of stone in a range of neutral shades and decorative mosaics. Each piece has unique veining and shading that add refined character to walls and floors.



2cm Staggered Mosaic  
SSM002



1cm Stacked Mosaic  
Available in Ariel, Eclipse, Gray Carrara, White Thassos only  
SSM001




3cm x 5cm Basketweave Mosaic\*  
SSMOBW




2cm x 4cm Arc D'Midi Mosaic  
Available in Ariel & Eclipse, Gray Carrara & Eclipse, White Thassos & Eclipse only  
SSMOA1



3" Hexagon Mosaic  
Not available in Eclipse  
SSMOH3




Serpentine Mosaic  
Available in Ariel, Gray Carrara only  
SSMOS1



Stella Mosaic  
Available in Ariel, Gray Carrara only  
SSMOS2




2.5cm Hexagon Mosaic  
Available in Eclipse, White Thassos only  
SSMOH2



Field Tile, 12" x 12"  
Available in Ariel, White Limestone, Graystone, Argent, Alpina only  
SSF212



Field Tile, 6" x 12"  
SSF612



Field Tile, 3" x 6"  
SSF036



Universal Chair Rail 2" x 12"  
SSRL02



Universal Base 4" x 12"  
SSBS02


TILE COLORS



Ariel Polished  
V4 <sup>Δ</sup>



Gray Carrara Polished  
V3 <sup>Δ</sup>



Argent Polished  
V3 <sup>Δ</sup>



White Thassos Polished  
V3 <sup>Δ</sup>




Graystone Polished  
V4 <sup>Δ</sup>



Alpina Polished  
V4 <sup>Δ</sup>



Eclipse Polished  
V3 <sup>Δ</sup>



White Limestone Honed  
V3 <sup>Δ</sup>

Sizes are nominal and may vary.  
For finishing details, visit a showroom or [waterworks.com/studio](http://waterworks.com/studio).

\* Available in Ariel & Eclipse, Gray Carrara & White Thassos, Graystone & White Thassos, Gray Carrara & Eclipse, White Thassos & Eclipse only

<sup>Δ</sup> See Variation Chart




2cm Stacked Mosaic \*  
SSMS02



Field Tile, 12" x 24" \*  
SSF224



Field Tile, 12" x 12"  
SSF212



Field Tile, 6" x 12"  
SSF612



"A" Rail 1 3/4" x 12"  
SSRL03



Pencil Liner 5/8" x 12"  
SSLN03



Standard Base 5" x 12"  
SSBS03

---

TILE COLORS



Oriental White Honed  
V4<sup>A</sup>

Sizes are nominal and may vary.  
For finishing details, visit a showroom or [waterworks.com/studio](http://waterworks.com/studio).

\* Available in Oriental White Only  
<sup>A</sup> See Variation Chart

# WATERWORKS STUDIO

## STUDIO STONE

### ITEM INDEX

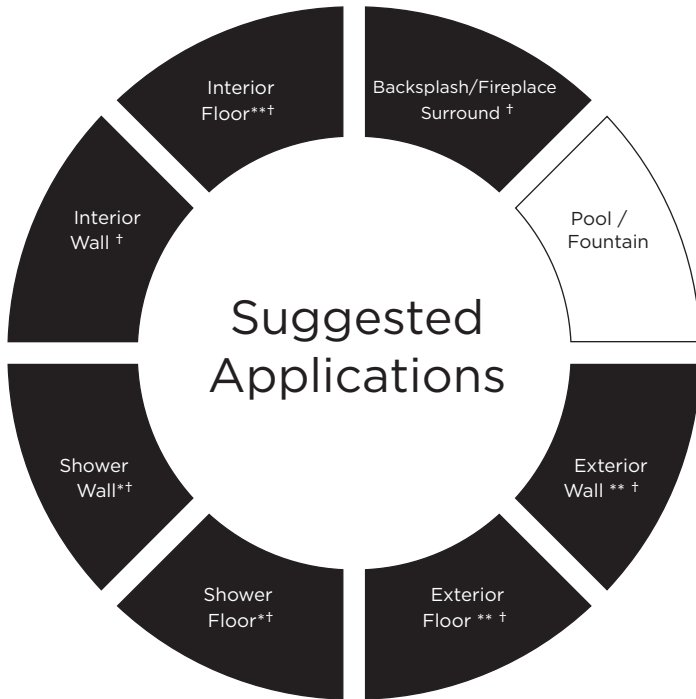
	Alpina	Argent	Ariel	Eclipse	Gray Carrara	Graystone	Oriental White	White Limestone	White Thassos	Sample Available
Variation *	4	3	4	3	3	4	4	3	3	
<b>Field</b>										
3 x 6	X	X	X	X	X	X		X	X	X
6 x 12	X	X	X	X	X	X	X	X	X	
12 x 12	X	X	X			X	X	X		
12 X 24							X			
<b>Mosaics</b>										
1cm Stacked			X	X	X				X	X
2cm Stacked							X			
2.5cm Hexagon				X					X	X
2cm Staggered	X	X	X	X	X	X		X	X	X
2cm x 4cm Arc d'Midi			X (Eclipse dot)		X (Eclipse dot)				X (Eclipse dot)	X
3" Hexagon	X	X	X		X	X		X	X	X
3cm x 5cm Basketweave			X (Eclipse dot)		X (Eclipse or White Thassos dot)	X (White Thassos dot)			X (Eclipse dot)	X
Serpentine			X		X					X
Stella			X		X					X
<b>Rail</b>										
Universal Chair Rail 2" x 12" *	X	X	X	X	X	X		X	X	X
"A" Rail 1 3/4" x 12"							X			
<b>Base</b>										
Universal Base 4" x 12" *	X	X	X	X	X	X		X	X	X
Standard Base 5" x 12"							X			
<b>Liner</b>										
Pencil Liner 5/8" x 12"							X			

\* SEE COLOR VARIATION CHART

\* 3" SAMPLES AVAILABLE; FULL SIZE CHARGEABLE SAMPLES AVAILABLE FOR ORDER ON SALES ORDER

# WATERWORKS STUDIO

## STUDIO STONE



● Recommended Use      ○ Not Recommended Use

### Application Notes

- \* Suitable for use in wet environments, if properly installed, sealed, and maintained
- \*\* For commercial applications, please inquire.
- † Application varies by stone. Please inquire for more information.

### Installation / Maintenance

- WATERWORKS ASSUMES NO RESPONSIBILITY FOR INSTALLATION
  - Installation constitutes acceptance.
  - Tile should be installed by a licensed and experienced tile setter.
  - Refer to TCNA (Tile Council of North America) or ANSI standards for installation guidelines.
  - All tile must be inspected PRIOR to installation.
  - Dry lay tile prior to installation to allow for blending of color variation.
  - Stone must be sealed before grout installation to allow grout to release and prevent staining.
- Waterworks recommends a grouted test panel prior to installation to understand final appearance of grouted material.
- Stone and grout should be sealed after installation and maintained regularly.

### Variation Level

V1	V2	V3	V4	V5

1. MINIMAL, IF ANY COLOR VARIATION
2. SLIGHT COLOR VARIATION CAN BE EXPECTED
3. A MEDIUM RANGE OF COLOR VARIATION IS TYPICAL; DARKER AND LIGHTER TONES ARE EVIDENT
4. CONSIDERABLE COLOR VARIATION IS TYPICAL; FROM DARKS TO LIGHTS AND SOME TONE CHANGES
5. EXTREME COLOR VARIATION CAN BE EXPECTED - THE RANGE IS OFTEN DIFFERING BUT COMPLEMENTARY

### Thickness

$\frac{3}{8}$ "\*

\*Nominal: +/-  $\frac{1}{8}$ "

### Suggested Grout Lines

$\frac{1}{16}$ " -  $\frac{1}{8}$ "