

LUDLOW

LDPB30

Ludlow Pressure Balance with Diverter Trim with Metal Lever Handle



SHOWN IN LUDLOW PRESSURE BALANCE WITH DIVERTER TRIM WITH METAL LEVER HANDLE| LDPB30

TECHNICAL DETAILS

ADA Compliance: Yes
 Control Valve Rough-in Depth Maximum: 2 7/8"
 Control Valve Rough-in Depth Minimum: 2 1/8"
 Diverter Valve Rough-in Depth Maximum: 3 5/8"
 Diverter Valve Rough-in Depth Minimum: 2 7/8"
 Fittings Hole Diameter: 3 1/2"
 Depth / Width: 3 3/16"
 Height: 7"
 Integrated Diverter: N
 Integrated Spray: N
 Length: 5 3/4"
 Number of Handles: One
 Pivot: N
 Primary Material: Brass
 Spout Swivel: N
 Spray Included in Unit: N
 Suggested Application: Bath

INSPIRATION

A touch of classic Americana. Our fresh take on iconic industrial design has clean lines and dimensional details, including exposed screws and square plates.

CODES & STANDARDS

Code # LDPB30Y: Complies with ASME A112.18.1/CSA B125.1, ADA and 0.25% Weighted Average Lead Content. Certified with IAPMO, cUPC and State of MA.

PRODUCT FEATURES

Lever Handle

This item is stocked in a Chrome, Nickel and Unlacquered Brass finishes.

Features Diverter

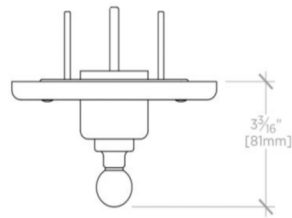
Requires valve rough GUPB87(US) or GU87PB(UK)sold separately.



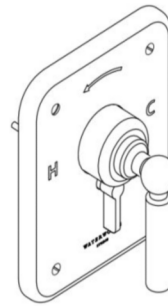
LUDLOW

LDPB30

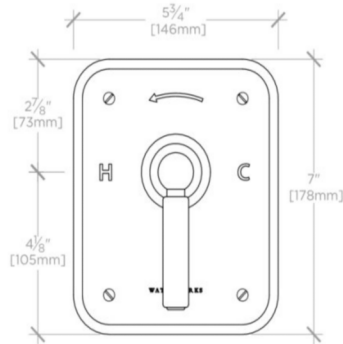
Ludlow Pressure Balance with Diverter Trim with Metal Lever Handle



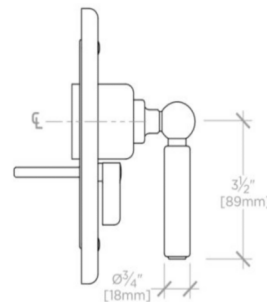
TOP VIEW SCALE: 3"=1'-0"



ISO VIEW SCALE: 3"=1'-0"



FRONT VIEW SCALE: 3"=1'-0"



SIDE VIEW SCALE: 3"=1'-0"