

JULIA

Julia Pressure Balance Control Valve Trim with Black Porcelain Lever Handle

JUPB33



SHOWN IN JULIA PRESSURE BALANCE CONTROL VALVE TRIM WITH BLACK PORCELAIN LEVER HANDLE| JUPB33

TECHNICAL DETAILS

ADA Compliance: Yes
 Control Valve Rough-in Depth Maximum: 3"
 Control Valve Rough-in Depth Minimum: 2 1/4"
 Diverter Valve Rough-in Depth Maximum: 2 5/8"
 Diverter Valve Rough-in Depth Minimum: 2 1/4"
 Escutcheon Primary Material: Brass
 Index Color / Finish and Material: Architectural Bronze
 Depth / Width: 2 1/2"
 Height: 6 1/2"
 Index Marking: Blank
 Integrated Diverter: N
 Length: 6"
 Number of Handles: One
 Primary Material: Brass
 Suggested Application: Bath

INSPIRATION

An interpretation of 1920s French country, Julia speaks to decoration and intricate design displayed through beautifully composed turnings. These details embody the robust, signature high profile spout enabling Julia to transition fluidly from informal to formal environments.

CODES & STANDARDS

Code # JUSV31: ASME A112.18.1 / CSA B125.1, State of MA

PRODUCT FEATURES

Lever handle features a metal index and optional handle materials including porcelain, wood, crystal, and semi-precious stones.

Adjust the single handle control to switch water on and adjust temperature.

Enhance the shower by partnering the pressure balance with a 2-way diverter system.



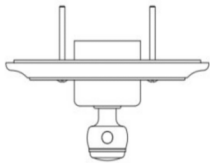
PRODUCT (NOTES)

Required valve GUSV81R sold separately.

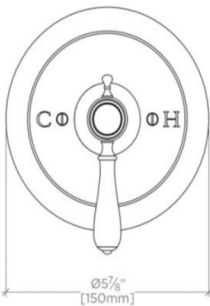
JULIA

JUPB33

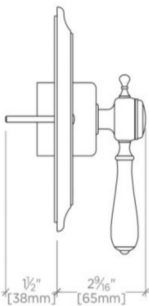
Julia Pressure Balance Control Valve Trim with Black Porcelain Lever Handle



TOP VIEW SCALE: 3"=1'-0"



FRONT VIEW SCALE: 3"=1'-0"



SIDE VIEW SCALE: 3"=1'-0"