

LUDLOW

LD2P10

Ludlow Two Way Diverter Valve Trim for Pressure Balance with Graphics and Metal Lever Handle



SHOWN IN LUDLOW TWO WAY DIVERTER VALVE TRIM FOR THERMOSTATIC WITH GRAPHICS AND METAL LEVER HANDLE

TECHNICAL DETAILS

ADA Compliance: Yes
Control Valve Rough-in Depth Maximum: 2 7/8"
Control Valve Rough-in Depth Minimum: 2 1/8"
Diverter Valve Rough-in Depth Maximum: 3 5/8"
Diverter Valve Rough-in Depth Minimum: 2 7/8"
Escutcheon Primary Material: Brass
Fittings Hole Diameter: 2 1/2"
Depth / Width: 3 3/16"
Height: 5 3/8"
Integrated Diverter: N
Integrated Spray: N
Length: 3 3/4"
Number of Handles: One
Pivot: N
Primary Material: Brass
Spout Swivel: N
Spray Included in Unit: N
Suggested Application: Bath

INSPIRATION

A touch of classic Americana. Our fresh take on iconic industrial design has clean lines and dimensional details, including exposed screws and square plates.

CODES & STANDARDS

Code # LD2P10Y: Complies with ASME A112.18.1/CSA B125.1, ADA and 0.25% Weighted Average Lead Content. Certified with IAPMO, cUPC and State of MA.

PRODUCT FEATURES

Lever Handles

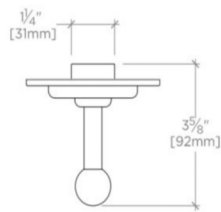
This item is stocked in a Chrome, Nickel and Unlacquered Brass finishes.



LUDLOW

LD2P10

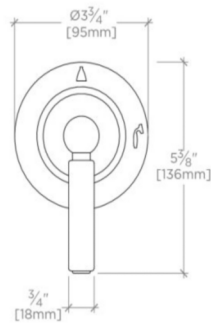
Ludlow Two Way Diverter Valve Trim for Pressure Balance with Graphics and Metal Lever Handle



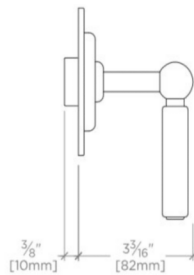
TOP VIEW SCALE: 3"=1'-0"



ISO VIEW SCALE: 3"=1'-0"



FRONT VIEW SCALE: 3"=1'-0"



SIDE VIEW SCALE: 3"=1'-0"