


EASTON

EAHS35

Easton Classic Handshower with Diverter and Oak Lever Handle



SHOWN IN EASTON CLASSIC HANDSHOWER WITH DIVERTER AND OAK LEVER HANDLE| EAHS35

TECHNICAL DETAILS

ADA Compliance: No
 Adjustable versus Fixed Spray: Fixed Spray
 Diameter of Head: 3 1/16"
 Fittings Hole Diameter: 1 3/8"
 Handshower / Spray Hose Length: 59"
 Depth / Width: 6"
 Height: 9 1/2"
 Inlet Connection Size: 1/2"
 Inlet Connection Type: 22mm Copper Compression
 Installation Type: Wall Mounted
 Integrated Diverter: N
 Length: 14"
 Pivot: N
 Primary Material: Brass
 Restricted Maximum Flow Rate: 2.5 gpm
 Suggested Application: Bath
 Water Pressure Maximum: 75.0 psi
 Water Pressure Minimum: 20.0 psi
 Water Pressure Recommended: 45.0 psi

INSPIRATION

Drawing on Edwardian style, Easton is the most extensive Waterworks family; a range of moods and a selection of products from fittings to furniture.

CODES & STANDARDS

Code # EAHS35: ASME A112.18.1, CSA B125, ASSE 1014, IAPMO, State of MA, CEC

PRODUCT FEATURES

Optional handle materials include porcelain and semi-precious stones.
 The manufacturing process encompasses casting, turning, forging, hand-fitting and hand polishing.
 The pillowed propeller on the cross handle makes the product fit comfortably in the hand.
 Standard flow rate is 2.5gpm (9.5 L/min). Also available in high efficient flow options. Contact your sales associate or call 1 (800) 899-6757 for details.

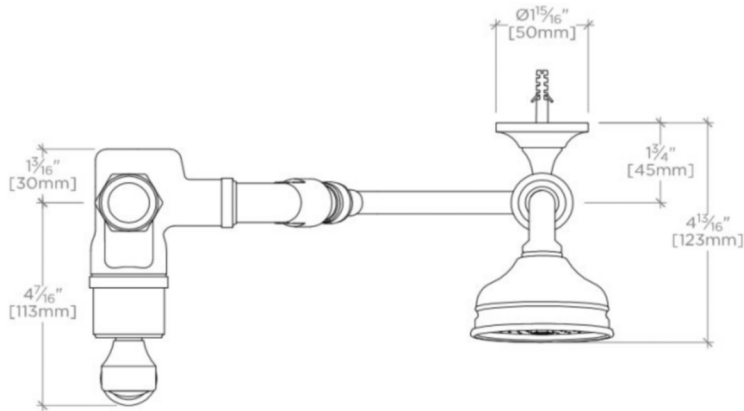
CERTIFICATIONS



EASTON

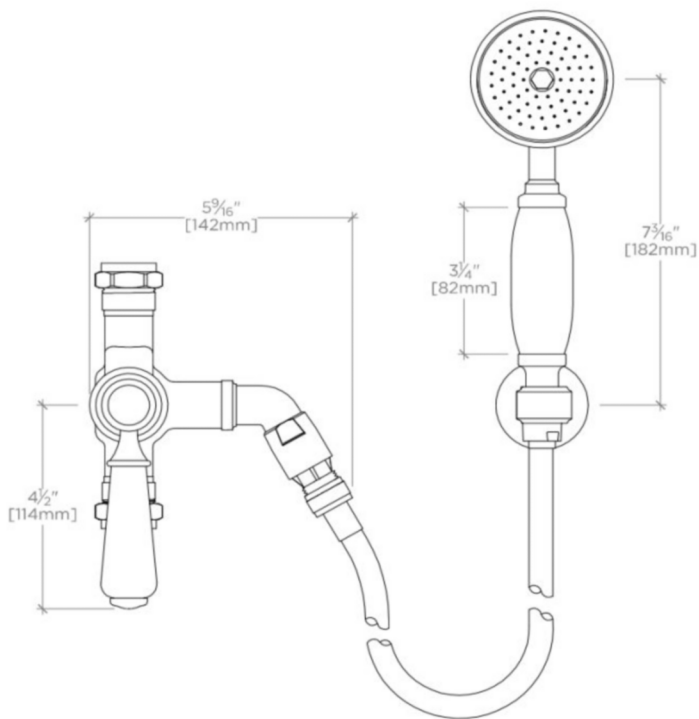
EAHS35

Easton Classic Handshower with Diverter and Oak Lever Handle



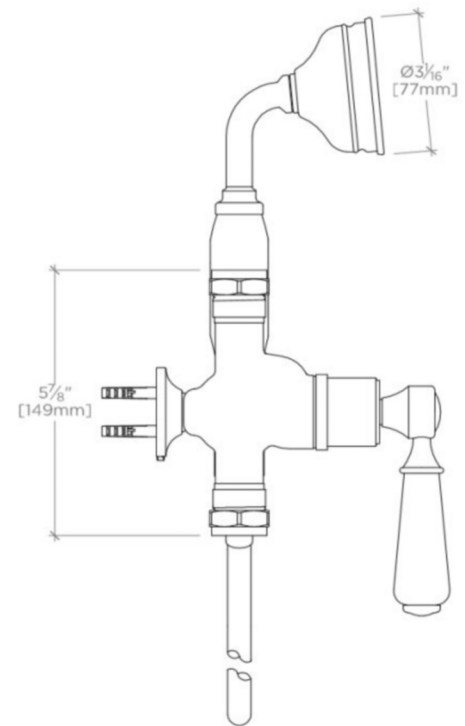
TOP VIEW

SCALE: 3"=1'-0"



FRONT VIEW

SCALE: 3"=1'-0"



SIDE VIEW

SCALE: 3"=1'-0"