

EASTON

EABF11

Easton Vintage One Hole Bidet Fitting with Cross Handles



SHOWN IN EASTON VINTAGE ONE HOLE BIDET FITTING WITH CROSS HANDLES| EABF11

TECHNICAL DETAILS

ADA Compliance: Yes
 Adjustable versus Fixed Spray: Fixed Spray
 Deck Thickness Maximum: 1 1/2"
 Deck Thickness Minimum: 0"
 Drain Assembly Materials: Brass
 Drain Depth Maximum: 1 3/4"
 Drain Hole Diameter: 1 3/4"
 Drain Style: Pop-up
 Escutcheon Primary Material: Brass
 Fittings Hole Diameter: 1 1/4"
 Handle Spread Maximum: 7"
 Handle Spread Minimum: 7"
 Handle Turn Angle: Quarter Turn
 Index Color / Finish and Material: White Porcelain
 Depth / Width: 4"
 Drain Depth Minimum: 1 3/8"
 Height: 4 1/2"
 Index Marking: Hot/Cold
 Inlet Connection Size: 3/8"
 Inlet Connection Type: O.D. Supply Tubing
 Installation Type: Deck Mounted
 Length: 8 1/2"
 Number of Handles: Two
 Number of Holes: One Hole
 Pivot: N
 Primary Material: Brass
 Spout Swivel: Y
 Suggested Application: Bath
 Valve Material: Ceramic
 Water Pressure Maximum: 75.0 psi
 Water Pressure Minimum: 20.0 psi
 Water Pressure Recommended: 45.0 psi

INSPIRATION

Drawing on Edwardian style, Easton is the most extensive Waterworks family; a range of moods and a selection of products from fittings to furniture.

CODES & STANDARDS

Code # EABF11: Certified with IAPMO & State of MA. Compliant with ASME A112.18.1/CSA B125.1, ASME A112.18.2/CSA B125.2, ANSI A117.1 ADA & ASTM E 1621-05

PRODUCT FEATURES

Brass metal is used for all trim and valve components.
 The manufacturing process encompasses casting, turning, forging, hand-fitting and hand polishing.
 Easton is our most comprehensive fittings family.
 Easton has a clean-lined utilitarian profile, with a slightly elongated spout.

CERTIFICATIONS




WATERWORKS

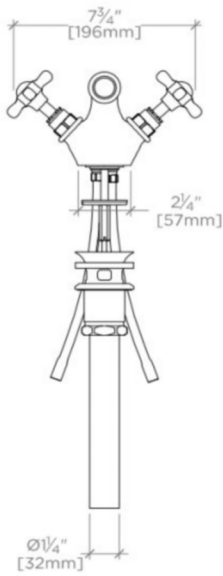
EASTON

EABF11

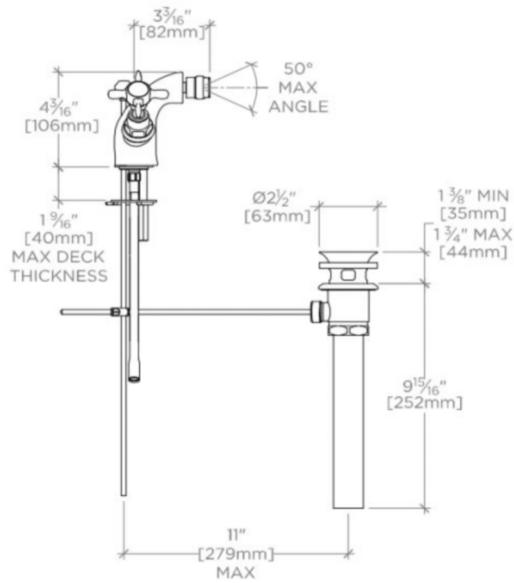
Easton Vintage One Hole Bidet Fitting with Cross Handles



TOP VIEW SCALE: 1 1/2"=1'-0"



FRONT VIEW SCALE: 1 1/2"=1'-0"



SIDE VIEW SCALE: 1 1/2"=1'-0"