

## CUSHING

Cushing 6" Pull

CHHW06



SHOWN IN CUSHING 6" PULL| CHHW06

### TECHNICAL DETAILS

Height: 1 1/2"

Length: 6"

Primary Material: Brass

### INSPIRATION

Modern interpretations of early 20th Century machinery handles, the Cushing t-pull and knob are both strong and sculptural. Available in many sizes.

### PRODUCT FEATURES

Solid Brass

Machined

Hand-polished

Includes (1) hardware screw

### PRODUCT (NOTES)

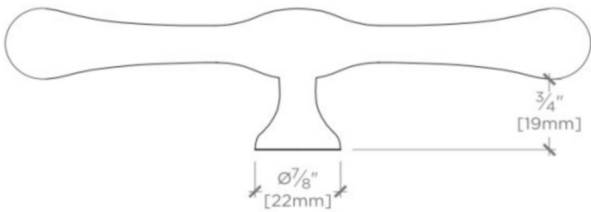
Replacement Screws available

CUSHING

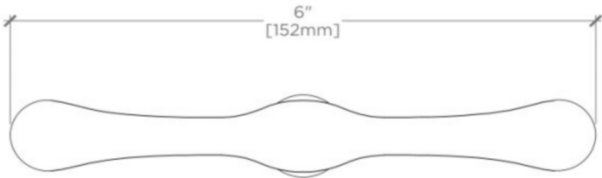
Cushing 6" Pull

CHHW06

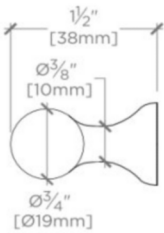
MOUNTING HARDWARE INCLUDED		
STYLE #	DESCRIPTION	QTY
998813	Service Parts 10/24 Pan Head Slot 1" Machine Screw	1
998814	Service Parts 10/24 Pan Head Slot 1 1/2" Machine Screw	1



TOP VIEW SCALE: 6"=1'-0"



FRONT VIEW SCALE: 6"=1'-0"



SIDE VIEW SCALE: 6"=1'-0"