

## PADDOCK

Paddock 6" Pull

PCHW06



SHOWN IN PADDOCK PULL

### TECHNICAL DETAILS

Height: 1 1/2"  
Length: 7 1/2"

### INSPIRATION

Reminiscent of equestrian tack, the Paddock drop ring pull design is clean and classic. Its geometric shape and large hoop make it visually arresting and practical.

### PRODUCT FEATURES

Equestrian theme

Classic geometry

Made in the USA

Includes per fixing: 8-32 Truss Head Machine Screw-Combo-Slotted



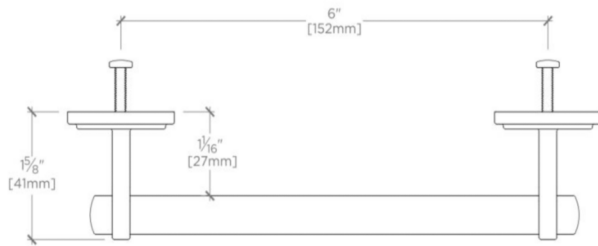
# WATERWORKS

## PADDOCK

Paddock 6" Pull

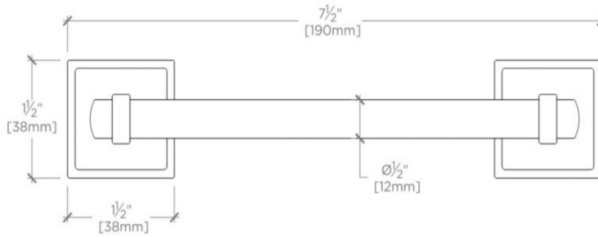
PCHW06

MOUNTING HARDWARE INCLUDED		
STYLE #	DESCRIPTION	QTY
998945	Service Parts 8-32 1" Truss Head Machine Screw, Combo, Slotted	2
998946	Service Parts 8-32 1/2" Truss Head Machine Screw, Combo, Slotted	2



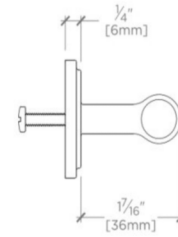
TOP VIEW

SCALE: 6"=1'-0"



FRONT VIEW

SCALE: 6"=1'-0"



SIDE VIEW

SCALE: 6"=1'-0"