

WATERWORKS STUDIO

COTTAGE



TRADITIONAL ELEGANCE

Handmade with rounded edges, this ceramic tile collection includes cracked glazes, textured patterns and architectural moldings that bring depth and dimension to the bath.



Field Tile, 3" x 6"
CTF036



Field Tile, 6" x 6"
CTF066



Field Tile, 6" x 9"
CTF069



Field Tile, 6" x 18"
CTF618



Bullnose Single, 6" x 6"
CTF066



Bullnose Corner, 6" x 6"
CTF066



Bullnose Single (Short)
3" x 6" CTF036 6" x 9" CTF069
3" x 12" CTF312



Bullnose Single (Long)
3" x 6" CTF036 6" x 9" CTF069
3" x 12" CTF312



Bullnose Corner (Left)
3" x 6" CTF036 6" x 9" CTF069
3" x 12" CTF312




Bullnose Corner (Right)
3" x 6" CTF036 6" x 9" CTF069
3" x 12" CTF312



Field Tile, 3" x 12"
CTF312



Batten Plank, 6" x 30"
CTBP63



Wainscot Plank, 6" x 30"
CTDF0W



1" x 2" Staggered Mosaic[†]
CTSM12



Westminster Liner, 1/2" x 6"[†]
CTLN01



Cove Liner, 3/4" x 6"[†]
CTCL02



Quarter Round, 1" x 6"
CTQR06




Universal Rail, 1 1/2" x 6"
CTRL01



Windsor Rail, 2 1/4" x 6"[†]
CTRL04



Normandy Rail, 2" x 6"[†]
CTRL03



Batten Rail, 2 3/4" x 12"[†]
CTRL06



Wainscot Rail, 3" x 12"[†]
CTRL07



Universal Base, 6" x 6"
CTBS01



Batten Base, 6" x 12"[†]
CTBS06



Wainscot Base, 6" x 12"[†]
CTBS07

TILE COLORS



Dover White Glossy
V2 ^Δ



Devonshire Cream Glossy
V2 ^Δ



Canvas Glossy Crackle
V3 ^Δ



Blanca Glossy
V2 ^Δ



Charade Glossy
V3 ^Δ



Magnus Glossy
V3 ^Δ



Overcast Glossy
V3 ^Δ



Shale Glossy
V3 ^Δ



Smog Glossy Crackle
V3 ^Δ



Juniper Glossy
V3 ^Δ



Verdigris Glossy
V3 ^Δ



Diametric in
Charade Glossy
6" x 6" only CDFD6
V3 ^Δ



Coutil in Shale Glossy
3" x 12" only CTDFC1
V2 ^Δ

Sizes are nominal and may vary.
For finishing details, visit a showroom or waterworks.com/studio.

^Δ Available in Dover White, Canvas and Shale
^{**} 6x18" Available in Dover White, Canvas, Shale and with glazed edge options
[†] Available in Dover White only
^Δ See variation chart

WATERWORKS STUDIO

COTTAGE

ITEM INDEX

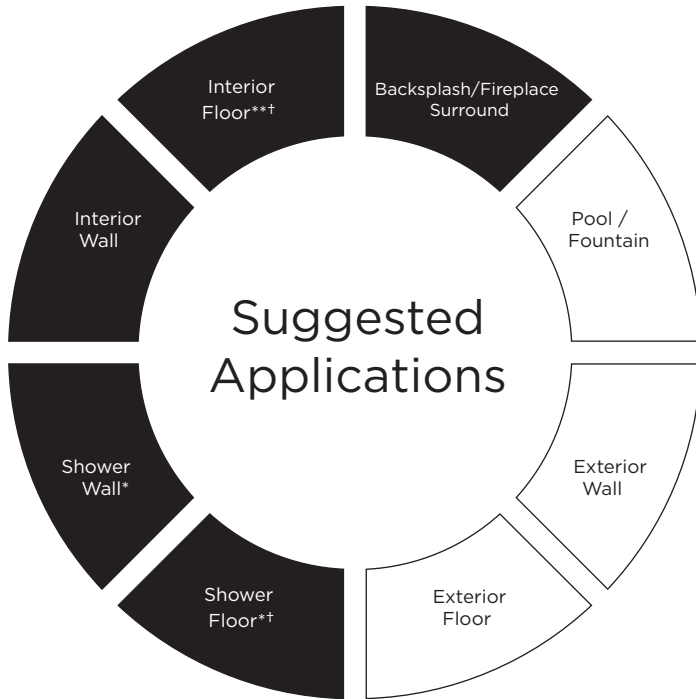
Cottage	Blanca	Canvas	Charade	Devonshire Cream	Dover	Juniper	Magnus	Overcast	Shale	Smog	Verdigris	Coutil (Shale)	Diametric (Charade)	Sample Available
Variation *	2	3	3	2	2	3	3	3	2	3	3	2	3	
Field														
3x6	X	X	X	X	X	X	X	X	X	X	X			X
3x12	X	X	X	X	X	X	X	X	X	X	X	X		X
6x6		X			X				X				X	X
6x9		X			X				X					X
6x18		X			X				X					X
6x30 Batten Plank					X									
6x30 Wainscot Plank					X									X
Trim														
Bullnose 3" x 6" Single (Long)	X	X	X	X	X	X	X	X	X	X	X			
Bullnose 3" x 6" Single (Short)	X	X	X	X	X	X	X	X	X	X	X			
Bullnose 3" x 6" Corner (Left)	X	X	X	X	X	X	X	X	X	X	X			
Bullnose 3" x 6" Corner (Right)	X	X	X	X	X	X	X	X	X	X	X			
Bullnose 3" x 12" Single (Long)	X	X	X	X	X	X	X	X	X	X	X	X		
Bullnose 3" x 12" Single (Short)	X	X	X	X	X	X	X	X	X	X	X	X		
Bullnose 3" x 12" Corner (Left)	X	X	X	X	X	X	X	X	X	X	X	X		
Bullnose 3" x 12" Corner (Right)	X	X	X	X	X	X	X	X	X	X	X	X		
Bullnose 6" x 6" Single		X			X				X				X	
Bullnose 6" x 6" Corner		X			X				X				X	
Bullnose 6" x 9" Single (Long)		X			X				X					
Bullnose 6" x 9" Single (Short)		X			X				X					
Bullnose 6" x 9" Corner (Left)		X			X				X					
Bullnose 6" x 9" Corner (Right)		X			X				X					
6" x 18" Corner (Left) Edge Glazed		X			X				X					
6" x 18" Corner (Right) Edge Glazed		X			X				X					
Quarter Round 1" x 6"	X	X	X	X	X	X	X	X	X	X	X			X
Rails														
Batten Rail 2 3/4" x 12" *					X									X
Normandy Rail 2" x 6"		X			X				X					X
Universal Rail 1 1/2" x 6"	X	X	X	X	X	X	X	X	X	X	X			X
Wainscot Rail 3" x 12" *					X									X
Windsor Rail 2 1/4" x 6"					X									X
Bases														
Batten Base 6" x 12" *					X									X
Universal Base 6" x 6"	X	X	X	X	X	X	X	X	X	X	X			X
Wainscot Base 6" x 12" *					X									X
Liners														
Cove Liner 3/4" x 6"					X									X
Westminster Liner 1/2" x 6"					X									X
Mosaic														
1" x 2" Staggered Mosaic					X									X

*SEE COLOR VARIATION CHART

* 4" SAMPLES AVAILABLE; FULL SIZE CHARGEABLE SAMPLES AVAILABLE FOR ORDER ON SALES ORDER

WATERWORKS STUDIO

COTTAGE



● Recommended Use ○ Not Recommended Use

Application Notes

* Suitable for use in wet environments, including steam showers, if properly installed, sealed, and maintained

** Suitable for light traffic interior floors ONLY


† Small format ONLY (Mosaics only)

Installation / Maintenance


- WATERWORKS ASSUMES NO RESPONSIBILITY FOR INSTALLATION
- Installation constitutes acceptance.
- Tile should be installed by a licensed and experienced tile setter.
- Refer to TCNA (Tile Council of North America) or ANSI standards for installation guidelines.
- All tile must be inspected PRIOR to installation.
- Dry lay tile prior to installation to allow for blending of color variation.
- Tile should be sealed PRIOR to grouting. Dark grout can stain crackle tiles.
- Waterworks recommends a grouted test panel prior to installation to understand final appearance of grouted material.
- Seal grout joints after installation and maintain regularly.

Variation Level


V1




V2




V3



V4



V5



1. MINIMAL, IF ANY COLOR VARIATION

2. SLIGHT COLOR VARIATION CAN BE EXPECTED

3. A MEDIUM RANGE OF COLOR VARIATION IS TYPICAL; DARKER AND LIGHTER TONES ARE EVIDENT

4. CONSIDERABLE COLOR VARIATION IS TYPICAL; FROM DARKS TO LIGHTS AND SOME TONE CHANGES

5. EXTREME COLOR VARIATION CAN BE EXPECTED - THE RANGE IS OFTEN DIFFERING BUT COMPLEMENTARY

Thickness



*Nominal: +/- 1/8"

Suggested Grout Lines

1/8"