



ESTB. 1978

WATERWORKS

Grove Brickworks



Organic and earthy, Grove Brickworks warms any interior. This fine material yields a rich and complex surface on any wall or floor, and the slightly rustic inherent texture creates planes with character and strength. But it is when these brown bricks are glazed that their unique personality reveals itself. Pin holes and irregular surfaces are enhanced by the application of glazes within our extensive color palette.



ESTB. 1978


WATERWORKS

Grove Brickworks

FIELD TILE



1 1/2" X 8 1/4"




2 3/8" X 4"



2 3/8" X 8 1/4"




3 1/16" X 8 1/4"

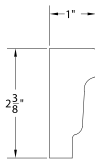


4 1/8" X 8 1/4"

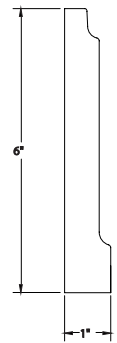
ARCHITECTURAL ELEMENTS



Architectural Rail
2 3/8" X 8 1/4"



Architectural Base
6" X 8 1/4"





ESTB. 1978


WATERWORKS

Grove Brickworks


PALETTE




Anthracite V2
(Matte)



Bar Blackening V2
(Glossy)



Bronca V4
(Glossy)



Butler Bisque V2
(Glossy)



Dirty Silver V2
(Glossy)




Ebb Tide V5
(Glossy)




Fiesta V3
(Glossy)



Hargrove Sky V2
(Glossy)




Lichen V3
(Glossy)



Mirage V5
(Glossy)



Naval Deep Blue V2
(Glossy)



Nori V4
(Glossy)



Peacock Green V4
(Glossy)



Pitch V4
(Glossy)



Steel V4
(Glossy)




Sugar White V2
(Glossy)



Upper Cove Gray V2
(Glossy)



Wickham Blue V2
(Glossy)



Zin V3
(Glossy)



Zinc V3
(Glossy)

* See variation chart on page 5

** Surface texture is inherent in the material; glazes may crackle



ESTB. 1978

WATERWORKS

Grove Brickworks

IN STOCK PROGRAM

AVAILABLE TO SHIP 5 DAYS AFTER RECEIPT OF ORDER


Please check availability to ensure stock is available

FIELD TILE



Field Tile 2 3/8" x 8 1/4"

ARCHITECTURAL ELEMENTS



ARCHITECTURAL RAIL
2 3/8" X 8 1/4"



ARCHITECTURAL BASE
6" X 8 1/4"

PALETTE



Naval Deep Blue



Sugar White



Upper Cove Gray

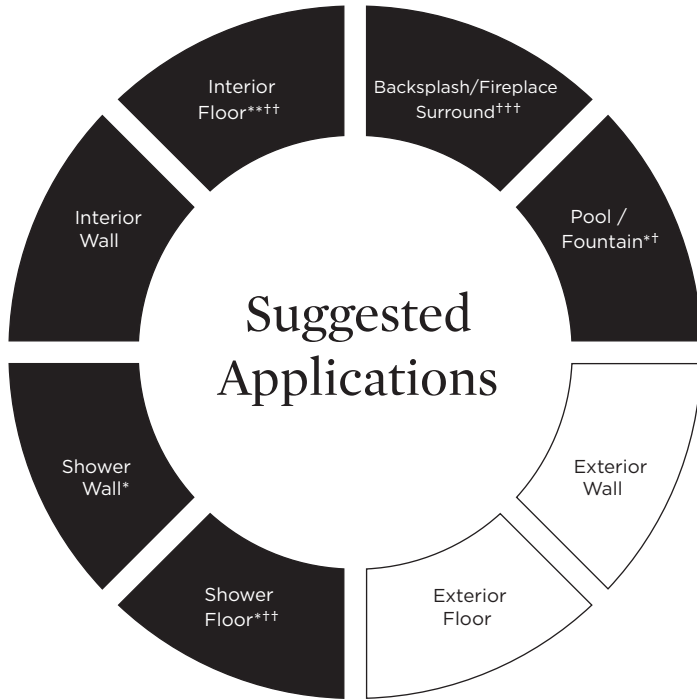
Variation in color, shade and texture are inherent characteristics in Handmade Tile. Actual material may differ from that shown. Request samples for lot representation. All items are subject to availability. 500 sf order max.



ESTB. 1978

WATERWORKS

Grove Brickworks



● Recommended Use ○ Not Recommended Use

Application Notes

* Suitable for use in wet environments, including steam showers, if properly installed, sealed, and maintained

** Suitable for light traffic floor ONLY

† Suitable above waterline in tropical/subtropical climates ONLY

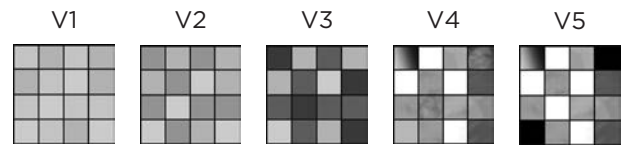
†† Small format ONLY (2 x 4 Only)

††† Anthracite CANNOT be used on kitchen backsplash

Installation / Maintenance

- WATERWORKS ASSUMES NO RESPONSIBILITY FOR INSTALLATION
- Installation constitutes acceptance.
- Tile should be installed by a licensed and experienced tile setter.
- Refer to TCNA (Tile Council of North America) or ANSI standards for installation guidelines.
- All tile must be inspected PRIOR to installation.
- Dry lay tile prior to installation to allow for blending of color variation.
- Tile should be sealed PRIOR to grouting. Dark grout can stain crackle tile.
- Waterworks recommends a grouted test panel prior to installation to understand final appearance of grouted materials
- Re-seal tile and grout after installation and maintain regularly.

Variation Level



1. MINIMAL, IF ANY COLOR VARIATION
2. SLIGHT COLOR VARIATION CAN BE EXPECTED
3. A MEDIUM RANGE OF COLOR VARIATION IS TYPICAL; DARKER AND LIGHTER TONES ARE EVIDENT
4. CONSIDERABLE COLOR VARIATION IS TYPICAL; FROM DARKS TO LIGHTS AND SOME TONE CHANGES
5. EXTREME COLOR VARIATION CAN BE EXPECTED - THE RANGE IS OFTEN DIFFERING BUT COMPLEMENTARY

Thickness



*Nominal: +/- 1/8"

Suggested Grout Lines

1/8" - 1/4"