

OPUS

Opus One Hole Bidet Fitting with Egg Handles

OPBF02



SHOWN IN OPUS ONE HOLE BIDET FITTING WITH EGG HANDLES| OPBF02

TECHNICAL DETAILS

ADA Compliance: Yes
 Adjustable versus Fixed Spray: Fixed Spray
 Deck Thickness Maximum: 1 1/2"
 Deck Thickness Minimum: 0"
 Drain Assembly Materials: Brass
 Drain Depth Maximum: 1 3/4"
 Drain Style: Pop-up
 Escutcheon Primary Material: Brass
 Fittings Hole Diameter: 1 3/8"
 Handle Turn Angle: Quarter Turn
 Depth / Width: 5"
 Drain Depth Minimum: 1 3/8"
 Height: 4"
 Inlet Connection Size: 3/8"
 Inlet Connection Type: O.D. Supply Tubing
 Length: 2 1/2"
 Number of Handles: Two
 Number of Holes: Three Hole
 Pivot: N
 Primary Material: Brass
 Spout Swivel: Y
 Suggested Application: Bath
 Valve Material: ceramic
 Water Pressure Maximum: 85.0 psi
 Water Pressure Minimum: 20.0 psi
 Water Pressure Recommended: 45.0 psi

INSPIRATION

Opus incorporates a range of sophisticated aesthetic notes, with graceful curves that create a jewel-like refinement.

CODES & STANDARDS

Code # OPBF02: Certified with IAPMO & State of MA. Compliant with
 ASME A112.18.1/CSA B125.1, ASME A112.18.2/CSA B125.2, ANSI
 A117.1 ADA & ASTM E 1621-05

PRODUCT FEATURES


Brass material is used for trim and valve component parts.
 The manufacturing process encompasses casting, turning, stamping, hand-fitting and hand polishing.
 An extensive range of fittings, fixture and accessory options for the lavatory, shower, bathtub.



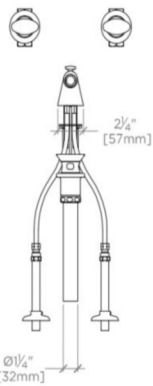
OPUS

Opus One Hole Bidet Fitting with Egg Handles

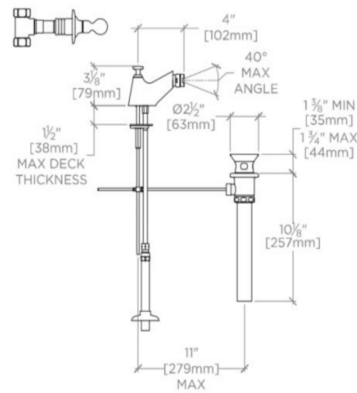
OPBF02



TOP VIEW SCALE: 1"=1'-0"



FRONT VIEW SCALE: 1"=1'-0"



SIDE VIEW SCALE: 1"=1'-0"