

## OPUS

Opus Handshower On Hook with Metal Handle

OPHS25



SHOWN IN OPUS HANDSHOWER ON HOOK WITH METAL HANDLE | OPHS25

### TECHNICAL DETAILS

Adjustable versus Fixed Spray: Fixed Spray  
Diameter of Head: 2 1/8"  
Escutcheon Primary Material: brass  
Fittings Hole Diameter: 1"  
Flow Restriction Options: 2.5, 2.2, 2.0, 1.75, 1.5, 0.92  
Handshower / Spray Hose Length: 59"  
Depth / Width: 4"  
Height: 8 1/2"  
Inlet Connection Size: 3/8"  
Inlet Connection Type: Female NPT  
Installation Type: Wall Mounted  
Integrated Diverter: N  
Length: 4"  
Pivot: N  
Primary Material: Brass  
Suggested Application: Bath

### INSPIRATION

Opus incorporates a range of sophisticated aesthetic notes, with graceful curves that create a jewel-like refinement.

### CODES & STANDARDS

Code # OPHS25: ASME A112.18.1, CSA B125, IAPMO, State of MA, CEC

### PRODUCT FEATURES

Brass material is used for trim and valve component parts.

The manufacturing process encompasses casting, turning, stamping, hand-fitting and hand polishing.

An extensive range of fittings, fixture and accessory options for the lavatory, shower, bathtub.

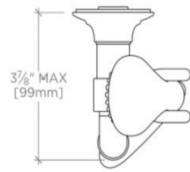
Stocked in 2.5gpm (9.5 L/min) and 1.75gpm (6.6 L/min). State of California requires 1.75gpm (6.6 L/min) to comply with their water conservation requirements. Other flow options are available to order, contact your sales associate or call 1 (800) 899-6757 for details.



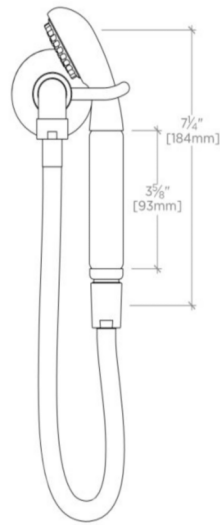
## OPUS

Opus Handshower On Hook with Metal Handle

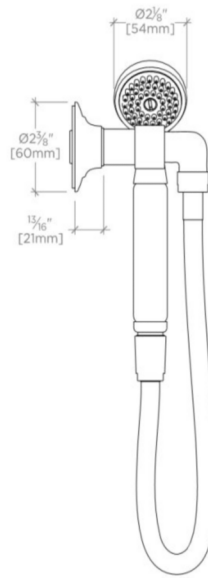
OPHS25



TOP VIEW SCALE: 3"=1'-0"



FRONT VIEW SCALE: 3"=1'-0"



SIDE VIEW SCALE: 3"=1'-0"