

## EASTON

Easton Vintage Low Profile Three Hole Wall Mounted Lavatory Faucet with Metal Lever Handles

EALS62



### TECHNICAL DETAILS

ADA Compliance: Yes  
 Adjustable versus Fixed Spray: Fixed Spray  
 Control Valve Rough-in Depth Maximum: 133 mm  
 Control Valve Rough-in Depth Minimum: 70 mm  
 Drain Assembly Materials: Brass  
 Drain Depth Maximum: 70 mm  
 Drain Hole Diameter: 44 mm  
 Drain Style: Lift and Turn  
 Escutcheon Primary Material: Brass  
 Fittings Hole Diameter: 35 mm  
 Flow Restriction Options: 1.0 , 1.2 , 1.5 , 1.75, 2.2  
 Handle Spread Maximum: 203 mm  
 Handle Spread Minimum: 203 mm  
 Handle Turn Angle: Quarter Turn  
 Index Color / Finish and Material: White Porcelain  
 Drain Depth Minimum: 25 mm  
 Height: 76 mm  
 Index Marking: Hot/Cold  
 Inlet Connection Size: 1/2"  
 Inlet Connection Type: Male NPT  
 Inlet Supply Spread Maximum: 203 mm  
 Inlet Supply Spread Minimum: 203 mm  
 Installation Type: Wall Mounted  
 Length: 164 mm  
 Number of Handles: Two  
 Number of Holes: Three Hole  
 Primary Material: Brass  
 Spout Reach: 6"  
 Spout Swivel: N  
 Suggested Application: Bath  
 Valve Material: Ceramic  
 Water Pressure Maximum: 6.0 bar  
 Water Pressure Minimum: 1.5 bar  
 Water Pressure Recommended: 3.0 bar

### INSPIRATION

Drawing on Edwardian style, Easton is the most extensive Waterworks family; a range of moods and a selection of products from fittings to furniture.

### CODES & STANDARDS

Code # EALS62: Certified with IAPMO, NSF, CEC, State of MA & City of LA. Complies with ASME A112.18.1/CSA B125.1, ASME 112.18.2/CSA B125.2, ANSI A117.1 ADA, & ASTM E 1621-05

### PRODUCT FEATURES

Brass metal is used for all trim and valve components  
 The manufacturing process encompasses casting, turning, forging, hand-fitting and hand polishing.  
 Easton is our most comprehensive fittings family.  
 Easton has a clean-lined utilitarian profile, with a slightly elongated spout.  
 Standard flow rate is 2.2gpm (8.3 L/min) and State of California requires 1.2gpm(4.5 L/min).  
 Also available in other flow options. Contact a sales associate for details.

### CERTIFICATIONS



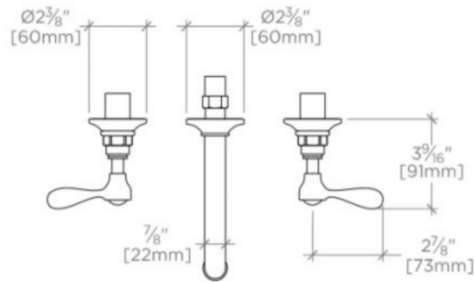
### PRODUCT (NOTES)

Sold with European style drain; USA style drain sold separately for use with non-Waterworks sinks.

## EASTON

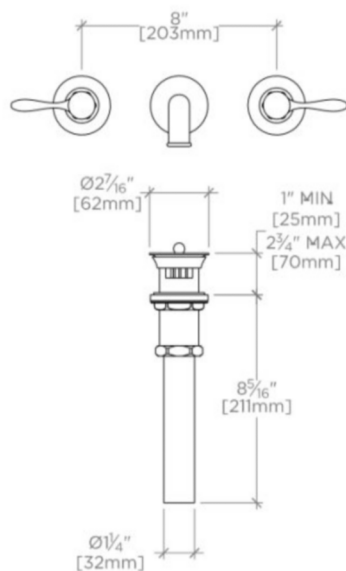
EALS62

Easton Vintage Low Profile Three Hole Wall Mounted Lavatory  
Faucet with Metal Lever Handles



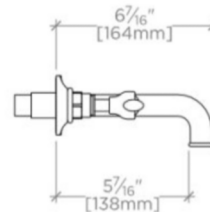
TOP VIEW

SCALE: 1 1/2"=1'-0"



FRONT VIEW

SCALE: 1 1/2"=1'-0"



SIDE VIEW

SCALE: 1 1/2"=1'-0"

