

REGULATOR

RGLS01

Regulator Gooseneck Three Hole Deck Mounted Lavatory Faucet with Black Wheel Handles



SHOWN IN REGULATOR GOOSENECK THREE HOLE DECK MOUNTED LAVATORY FAUCET WITH BLACK WHEEL HANDLES|

TECHNICAL DETAILS

Deck Thickness Maximum: 38 mm
Deck Thickness Minimum: 48 mm
Drain Hole Diameter: 44 mm
Drain Style: Push Touch
Escutcheon Primary Material: Brass
Fittings Hole Diameter: 35 mm
Flow Restriction Options: 1.0, 1.2, 1.5, 1.75, 2.2
Handle Spread Maximum: 305 mm
Handle Spread Minimum: 203 mm
Handle Turn Angle: Quarter Turn
Depth / Width: 222 mm
Drain Depth Minimum: 10 mm
Height: 249 mm
Inlet Connection Size: 1/2"
Inlet Connection Type: Male with Supply Nut
Length: 222 mm
Number of Holes: Three Hole
Primary Material: Brass
Spout Swivel: N
Suggested Application: Bath
Water Pressure Maximum: 6.0 bar
Water Pressure Minimum: 1.5 bar
Water Pressure Recommended: 3.0 bar

INSPIRATION

A play on industrial controls from the early 1900s, when pride was lavished on parts. Translated to handcrafted, fittings project rugged beauty through powerful, detailed shapes.

PRODUCT FEATURES

Features Matte Black Wheel

Includes European push touch style drain.

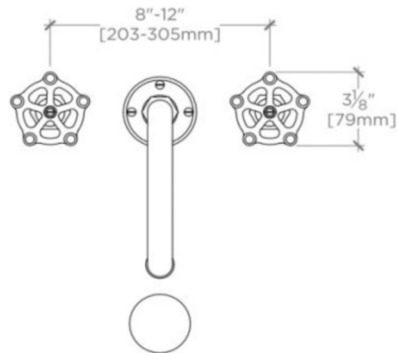
Stocked in Nickel, Chrome and Unlacquered Brass

Standard flow rate is 2.2gpm (8.3 L/min) and State of California requires 1.2gpm(4.5 L/min). Also available in other flow options. Contact a sales associate for details.

REGULATOR

RGLS01

Regulator Gooseneck Three Hole Deck Mounted Lavatory Faucet
with Black Wheel Handles



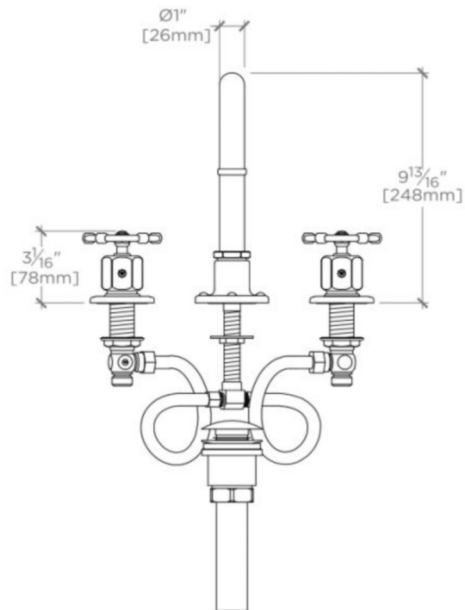
TOP VIEW

SCALE: 1½"=1'-0"



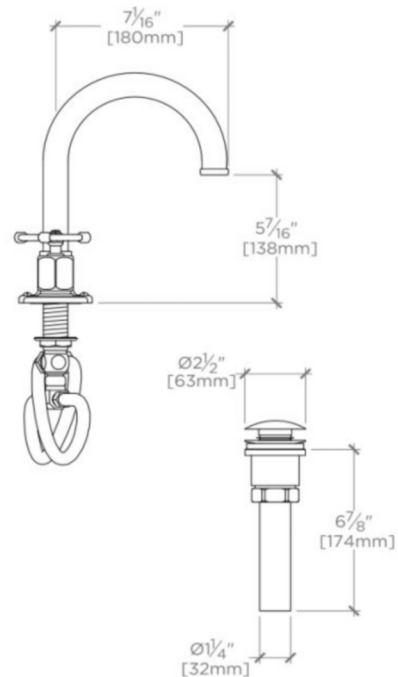
ISO VIEW

SCALE: 1½"=1'-0"



FRONT VIEW

SCALE: 1½"=1'-0"



SIDE VIEW

SCALE: 1½"=1'-0"