

FORMWORK

FMLV01

Formwork Glass Counter Sink With One Hole and Metal Drain Adapter 42" x 25" x 4 1/2"



SHOWN IN FORMWORK GLASS COUNTER SINK WITH ONE HOLE AND METAL DRAIN ADAPTER 42" X 25" X 4 1/2" | FMLV01

TECHNICAL DETAILS

Bowl Shape: Rectangular
Drain Hole Diameter: 1 3/4"
Fitting Hole Configuration / Number: 1.0
Fittings Hole Diameter: 1 3/8"
Depth / Width: 25"
Height: 4 1/2"
Length: 42"
Suggested Application: Bath

INSPIRATION

Sculptural forms that defy the ordinary. Unexpected geometry and the transition of the planes create a subtle but warm expression.

PRODUCT FEATURES

Constructed of two layers of 3/8" thick laminated glass, providing a strong and safe fixture.

Drilled for One Hole Faucet installation

Includes metal drain adapter, available in 13 finishes

Available in custom widths, drillings, and colors



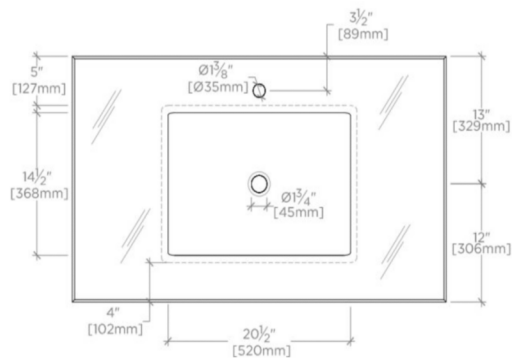
PRODUCT (NOTES)

Dimensions of sinks are nominal and are subject to slight variations.

FORMWORK

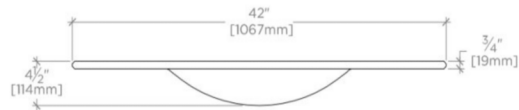
FMLV01

Formwork Glass Counter Sink With One Hole and Metal Drain Adapter 42" x 25" x 4 1/2"



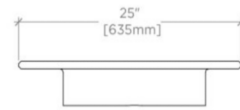
TOP VIEW

SCALE: 3/4"=1'-0"



FRONT VIEW

SCALE: 3/4"=1'-0"



SIDE VIEW

SCALE: 3/4"=1'-0"