

WATERWORKS

R.W. ATLAS

R.W. Atlas Exposed Thermostatic System with 8" Shower Rose, Arm and Metal Lever Handles

RW31XS



SHOWN IN R.W. ATLAS EXPOSED THERMOSTATIC SYSTEM WITH 8" SHOWER ROSE, ARM AND METAL LEVER HANDLES| RWXS31

TECHNICAL DETAILS

ADA Compliance: Yes
Adjustable versus Fixed Spray: Fixed Spray
Diameter of Head: 217 mm
Diameter of Legs / Tubes: 29 mm
Fittings Hole Diameter: 25 mm
Flow Restriction Options: 2.0
Handshower / Spray Hose Length: 1.5 m
Inlet Connection Size: 3/4"
Inlet Connection Type: Copper Compression
Inlet Supply Spread Maximum: 298 mm
Inlet Supply Spread Minimum: 292 mm
Installation Type: Wall Mounted
Integrated Diverter: N
Pivot: N
Primary Material: Brass
Restricted Maximum Flow Rate: 9.5 liters/min
Spray Included in Unit: N
Valve Material: Bi-metal Strip
Water Pressure Maximum: 5.5 bar
Water Pressure Minimum: 1.5 bar
Water Pressure Recommended: 3.0 bar

INSPIRATION

Powerful shapes, genuine materials and unique aesthetic details. The original, impeccable vision of R.W. Atlas pairs American ingenuity with European craftsmanship.

CODES & STANDARDS

Code # RWXS30: Certified with IAPMO & State of MA.
Complies with ASME A112.18.1/CSA B125.1, ANSI 117.1 ADA & ASTM E 1621-05.

PRODUCT FEATURES

Built in Anti-scald protection.
Standard flow rate is 2.5gpm for handshower only. Also available in high efficiency flow options.
Contact your sales associate or call 1 (800) 899-6757 for details.

CERTIFICATIONS

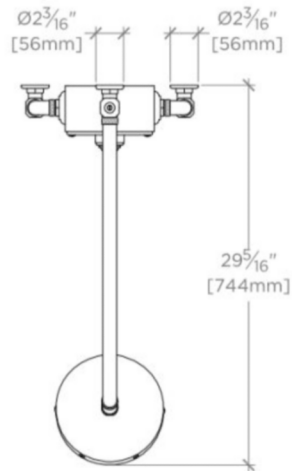


WATERWORKS

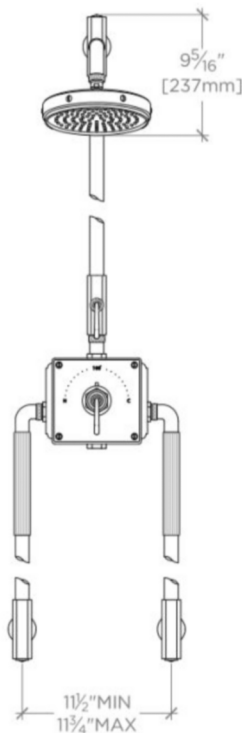
R.W. ATLAS

RW31XS

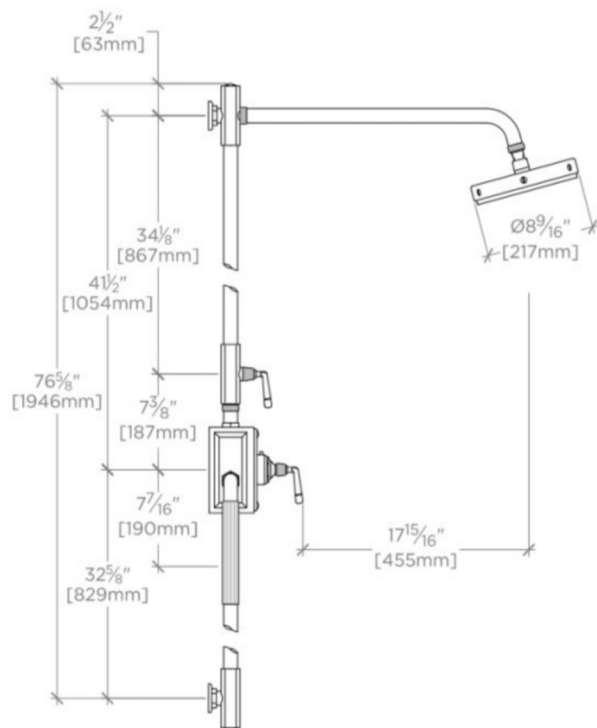
R.W. Atlas Exposed Thermostatic System with 8" Shower Rose, Arm and Metal Lever Handles



TOP VIEW SCALE: 3/4"=1'-0"



FRONT VIEW SCALE: 3/4"=1'-0"



SIDE VIEW SCALE: 3/4"=1'-0"