

## AERO RETRO

RTKM04

Aero Retro Three Hole Gooseneck Kitchen Faucet, Metal Lever Handles and Spray



### TECHNICAL DETAILS

ADA Compliance: Yes  
 Adjustable versus Fixed Spray: Fixed Spray  
 Deck Thickness Maximum: 48 mm  
 Deck Thickness Minimum: 0 mm  
 Escutcheon Primary Material: Brass  
 Fittings Hole Diameter: 35 mm  
 Handle Spread Maximum: 305 mm  
 Handle Spread Minimum: 203 mm  
 Depth / Width: 254 mm  
 Height: 305 mm  
 Inlet Connection Size: 1/2"  
 Inlet Connection Type: Male with Supply Nut  
 Inlet Supply Spread Maximum: 305 mm  
 Inlet Supply Spread Minimum: 203 mm  
 Integrated Diverter: Y  
 Length: 508 mm  
 Primary Material: Brass  
 Restricted Maximum Flow Rate: 8.3 liters/min  
 Spout Reach: 8 1/4"  
 Spout Swivel: N  
 Spray Included in Unit: Y  
 Suggested Application: Bar, Kitchen, Laundry  
 Valve Material: Ceramic  
 Water Pressure Maximum: 6.0 bar  
 Water Pressure Minimum: 1.5 bar  
 Water Pressure Recommended: 3.0 bar

### INSPIRATION

An easy and distinctive silhouette, Aero Retro is a softer version of Aero with a more informal feeling.

### CODES & STANDARDS

Code # RTKM04: ASME A112.18.1 / CSA B125.1, NSF, IAPMO, CEC, State of MA

### PRODUCT FEATURES

Brass material is used for all trim and valve component parts.  
 The manufacturing process encompasses casting, turning, hand-fitting and hand polishing.  
 A comprehensive product line of fittings options for the lavatory, shower, and bathtub.  
 Aero Retro is a special order collection  
 Standard flow rate is 2.2gpm (8.3 L/min) and State of California requires a maximum of 1.8gpm(6.8 L/min). Also available in high efficiency flow options. Contact a sales associate for details.

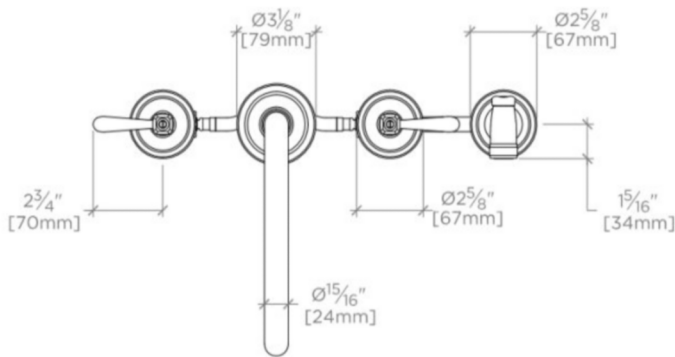
### CERTIFICATIONS



## AERO RETRO

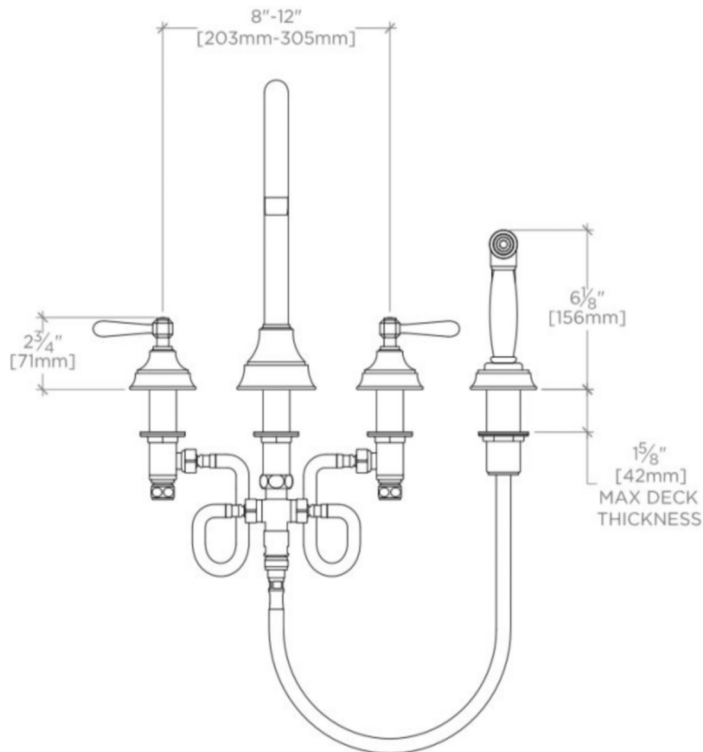
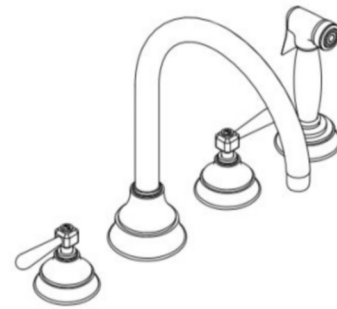
RTKM04

Aero Retro Three Hole Gooseneck Kitchen Faucet, Metal Lever  
Handles and Spray



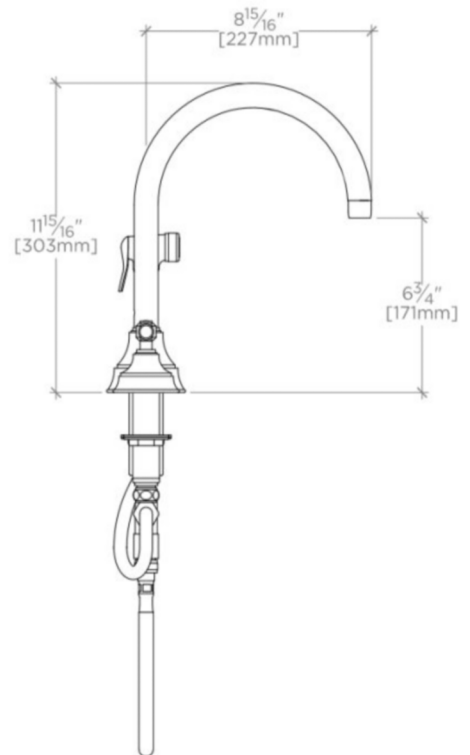
TOP VIEW

SCALE:  $1\frac{1}{2}"=1'-0"$



FRONT VIEW

SCALE:  $1\frac{1}{2}"=1'-0"$



SIDE VIEW

SCALE:  $1\frac{1}{2}"=1'-0"$