

## FLYTE

Flyte Pressure Balance with Diverter Trim with Metal Lever Handle

## FLPB30



SHOWN IN FLYTE PRESSURE BALANCE WITH DIVERTER TRIM WITH METAL LEVER HANDLE| FLPB30

### TECHNICAL DETAILS

ADA Compliance: Yes  
Control Valve Rough-in Depth Maximum: 2 7/8"  
Control Valve Rough-in Depth Minimum: 2 3/8"  
Diverter Valve Rough-in Depth Maximum: 3 5/8"  
Diverter Valve Rough-in Depth Minimum: 3 1/8"  
Fittings Hole Diameter: 3 1/2"  
Depth / Width: 3 1/16"  
Height: 5 7/8"  
Integrated Diverter: N  
Integrated Spray: N  
Length: 5 1/2"  
Number of Handles: One  
Pivot: N  
Primary Material: Brass  
Spout Swivel: N  
Spray Included in Unit: N  
Suggested Application: Bath

### INSPIRATION

Pure Modernism. Like minimalist works of art, the elegant proportions of these light, fluid elements bring sculptural reference to a room.

### CODES & STANDARDS

Code # FLPB30: Complies with ASME A112.18.1/CSA B125.1, ANSI A117.1 ADA. Certified with IAPMO, cUPC & State of MA

### PRODUCT FEATURES

Lever Handle

This item is stocked in a Chrome and Nickel finishes.

Features Diverter

Requires valve rough GUPB87(USA) or GU87PB(UK) sold separately.

### CERTIFICATIONS



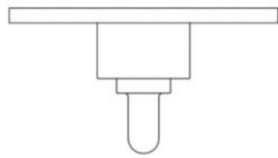
### PRODUCT (NOTES)

Requires valve rough GUSV87, item 26-50948-33633 sold separately.

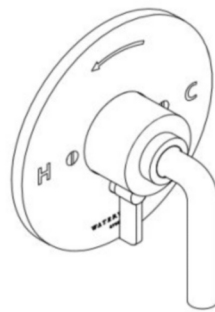
FLYTE

FLPB30

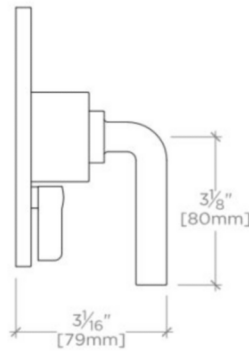
Flyte Pressure Balance with Diverter Trim with Metal Lever Handle



TOP VIEW SCALE: 3"=1'-0"



FRONT VIEW SCALE: 3"=1'-0"



SIDE VIEW SCALE: 3"=1'-0"