

## REGULATOR

RG2T11

Regulator Two Way Thermostatic Diverter Valve Trim with Metal Lever Handle



SHOWN IN REGULATOR TWO WAY THERMOSTATIC DIVERTER VALVE TRIM WITH METAL LEVER HANDLE| RG2T11

### TECHNICAL DETAILS

Control Valve Rough-in Depth Maximum: 4 3/4"  
Control Valve Rough-in Depth Minimum: 3 1/8"  
Escutcheon Primary Material: Brass  
Fittings Hole Diameter: 2 1/2"  
Handle Turn Angle: Quarter Turn Each Way  
Depth / Width: 3 1/2"  
Height: 6 1/2"  
Length: 3 3/4"  
Primary Material: Brass  
Suggested Application: Bath  
Water Pressure Maximum: 85.0 psi  
Water Pressure Minimum: 20.0 psi  
Water Pressure Recommended: 45.0 psi

### INSPIRATION

A play on industrial controls from the early 1900s, when pride was lavished on parts. Translated to handcrafted, fittings project rugged beauty through powerful, detailed shapes.

### PRODUCT FEATURES

Metal Lever Handle

For use with a Thermostatic shower system and two waterway outlets such as a handshower, shower head, or tub spout

Stocked in Nickel, Chrome and Unlacquered Brass

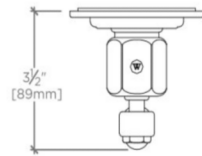
Requires valve rough GUDV14(USA) or GU14DV(UK) sold separately.



## REGULATOR

RG2T11

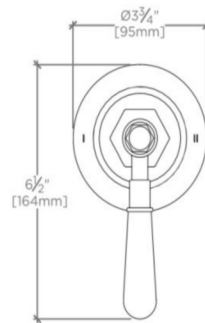
Regulator Two Way Thermostatic Diverter Valve Trim with Metal  
Lever Handle



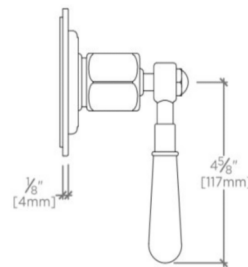
TOP VIEW SCALE: 3"=1'-0"



ISO VIEW SCALE: 3"=1'-0"



FRONT VIEW SCALE: 3"=1'-0"



SIDE VIEW SCALE: 3"=1'-0"