

## UNIVERSAL

## GUVC16

Universal 3/4" Counter-Clockwise Open Volume Control Valve



SHOWN IN UNIVERSAL 3/4" COUNTER-CLOCKWISE OPEN VOLUME CONTROL VALVE| GUVC16

### TECHNICAL DETAILS

Fittings Hole Diameter: 1 3/8"  
Handle Turn Angle: Quarter Turn  
Depth / Width: 5 1/2"  
Height: 3"  
Inlet Connection Size: 3/4"  
Inlet Connection Type: Female NPT  
Length: 1 1/4"  
Outlet Connection Size: 3/4"  
Outlet Connection Type: Female NPT  
Primary Material: Brass  
Suggested Application: Bath  
Valve Material: Ceramic  
Water Pressure Maximum: 85.0 psi  
Water Pressure Minimum: 20.0 psi  
Water Pressure Recommended: 45.0 psi

### INSPIRATION

Our Universal collection features timeless designs complementing any of our Waterworks. With a wide range of product, from fittings to accessories, Universal adds exquisite proportion and balance to any environment.

### CODES & STANDARDS

Code # GUSM16: ASME A112.18.1, CSA B125, State of Ma, IAPMO

### PRODUCT FEATURES

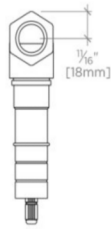
Customize your bath experience with a hot cartridge rough, for use with Waterworks wall valve trims  
3/4" NPT female inlet and outlet with quarter turn functionality  
14 gpm unrestricted maximum flow at 45 psi  
Made of brass materials



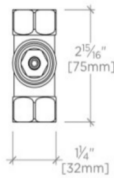
## UNIVERSAL

## GUVC16

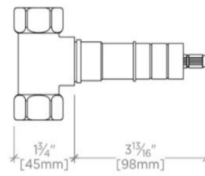
Universal 3/4" Counter-Clockwise Open Volume Control Valve



TOP VIEW SCALE: 3"=1'-0"



FRONT VIEW SCALE: 3"=1'-0"



SIDE VIEW SCALE: 3"=1'-0"