

WATERWORKS

Waterworks 3 1/2" Bin Pull

WWHW35



SHOWN IN NICKEL

TECHNICAL DETAILS

Hardware Primary Material: Brass
Hardware Shape: Pull
Hinge Primary Material: Brass
Length: 3 1/2"
Primary Material: Brass
Suggested Application: All Applications

INSPIRATION

Our Waterworks collection encompasses a classic product range. From accessories to furniture, each authentic design is created with mechanical integrity and meticulous craftsmanship.

PRODUCT FEATURES

3 1/2"

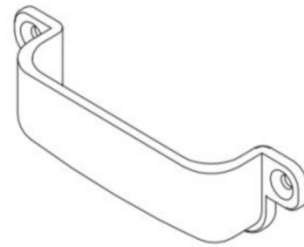
Made of Brass

Hand Polished

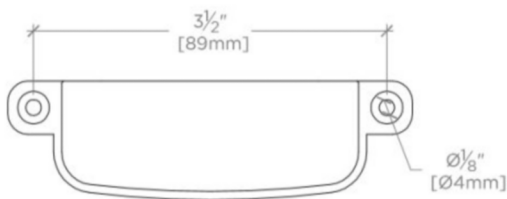
Architectural Bronze, Chrome, Matte Nickel or Nickel Finishes



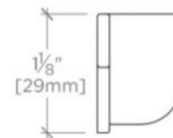
TOP VIEW SCALE: 6"=1'-0"



ISO VIEW SCALE: 6"=1'-0"



FRONT VIEW SCALE: 6"=1'-0"



SIDE VIEW SCALE: 6"=1'-0"