




ESTB. 1978

WATERWORKS

---

## Repose



Repose is an exquisite blend of colors providing a depth of tonal movement. Inspired by the art of movement during the early 20th century, there is a representation of classic elements and bold contemporary ideas for wall surfaces.




ESTB. 1978

WATERWORKS

## Repose


MOSAIC




1" X 4" Herringbone



1" X 6" Herringbone



2" X 4" Herringbone



2" X 6" Herringbone




1" X 4" Stacked



1" X 6" Stacked



2" Stacked




2" X 4" Stacked




2" X 6" Stacked



3" Stacked



3" X 6" Stacked



1" X 4" Staggered



ESTB. 1978

WATERWORKS

---

## Repose


MOSAIC



1" X 6" Staggered




2" Staggered




2" X 4" Staggered



2" X 6" Staggered



3" Staggered



3" X 6" Staggered






ESTB. 1978


# WATERWORKS

## Repose


### PALETTE




Antique Mirror V5  
(Glossy)




Bark V4  
(Glossy)



Bluebell V5  
(Glossy)



Clover V3  
(Glossy)



Cornflower V3  
(Glossy)



Ebony V2  
(Glossy)




Hemlock V3  
(Glossy)




Jasmine V2  
(Glossy)




Mist V3  
(Glossy)




Peat V4  
(Glossy)



Poolside V4  
(Glossy)



Space V3  
(Glossy)



Sprig V5  
(Glossy)



Straw V4  
(Glossy)



Veil V3  
(Glossy)

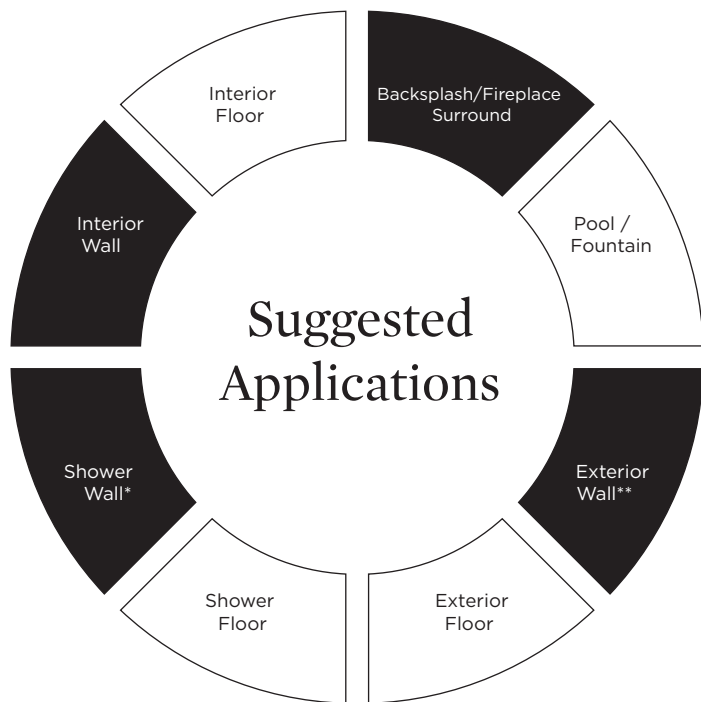
\* See variation chart on next page



ESTB. 1978

# WATERWORKS

## Repose



Recommended Use



Not Recommended Use

### Application Notes

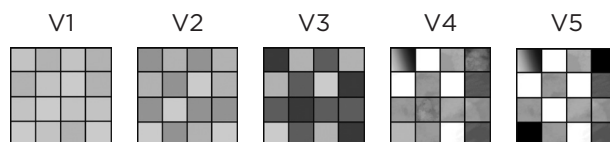
\* Suitable for use in wet environments, including steam showers, if properly installed, sealed, and maintained (suitable for all colors EXCEPT Antique Mirror)

\*\* Suitable for exterior walls in tropical/subtropical climate ONLY (suitable for all colors EXCEPT Antique Mirror)

### Installation / Maintenance

- WATERWORKS ASSUMES NO RESPONSIBILITY FOR INSTALLATION
- Installation constitutes acceptance.
- Tile should be installed by a licensed and experienced tile setter.
- Refer to TCNA (Tile Council of North America) or ANSI standards for installation guidelines.
- All tile must be inspected PRIOR to installation.
- Dry lay tile prior to installation to allow for blending of color variation.
- Seal grout joints after installation and maintain regularly.
- Installation guidelines are available.

### Variation Level



1. MINIMAL, IF ANY COLOR VARIATION
2. SLIGHT COLOR VARIATION CAN BE EXPECTED
3. A MEDIUM RANGE OF COLOR VARIATION IS TYPICAL; DARKER AND LIGHTER TONES ARE EVIDENT
4. CONSIDERABLE COLOR VARIATION IS TYPICAL; FROM DARKS TO LIGHTS AND SOME TONE CHANGES
5. EXTREME COLOR VARIATION CAN BE EXPECTED - THE RANGE IS OFTEN DIFFERING BUT COMPLEMENTARY

### Thickness



\*Nominal: +/- 1/8"

### Suggested Grout Lines

per mosaic sheet