



ESTB. 1978

WATERWORKS

Promenade



Promenade celebrates the centuries old tradition of making cement tiles combining natural materials and artisanal craftsmanship. The collection combines modern and traditional patterns with its own unique palette. Promenade is eco-friendly, durable and beautiful.



ESTB. 1978

WATERWORKS

Promenade

FIELD TILE



FIELD TILE
4" X 8"




FIELD TILE
4" X 4"




VICTORIA
4 3/4" X 4 3/4"




RHOMBI
4 1/2" X 7 7/8"



FIELD TILE
8" X 8"



FIELD TILE
18" X 18"



HEXAGON
8" X 8"

COORDINATING BULLNOSE SIZES AVAILABLE IN 4" X 4", 4" X 8" AND 8" X 8"



ESTB. 1978

WATERWORKS

Promenade

PATTERNS



BABYBLOCK HEX
8" X 8"



BOBBIN
4" X 4"
8" X 8"
12" X 12"




CLOVER WHEEL
4" X 4"
8" X 8"
12" X 12"



CLUNY
8" X 8"



CONNECT
8" X 8"
12" X 12"




CROSSWORD
8" X 8"



DAMASK
8" X 8"
12" X 12"



DANDELION
8" X 8"



DASH
4" X 4"
8" X 8"
12" X 12"



DELTA
4" X 4"
8" X 8"
12" X 12"



FLAG
8" X 8"
12" X 12"



HONEYCOMB
6" X 6"



ESTB. 1978

WATERWORKS

Promenade


PATTERNS



HONEYCOMB BOLD
6" X 6"




LIANA
8" X 8"




MADEIRA
8" X 8"
12" X 12"



MAIDENHAIR
8" X 8"



MAIL
8" X 8"
12" X 12"



RAPPORT
8" X 8"
12" X 12"



REGIMENTAL
4" X 4"
8" X 8"
12" X 12"



ROOSEVELT
8" X 8"



SHASTA DAISY



SPARKLE
8" X 8"



STONECROP
12" X 12"




SUNFLOWER
8" X 8"
12" X 12"



ESTB. 1978

WATERWORKS


Promenade



TESS
8" X 8"
12" X 12"



V8
8" X 8"
12" X 12"



WALLIS
8" X 8"



WEST POINT
12" X 12"




ESTB. 1978


WATERWORKS

Promenade


PALETTE



Amber V3
(Matte)



Aqua V3
(Matte)




Azul V3
(Matte)



Baguette V3
(Matte)



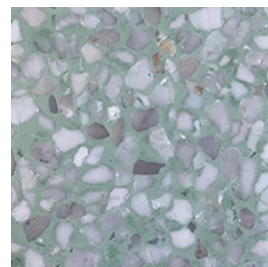
Beige V3
(Matte)



Black V3
(Matte)



Brick V3
(Matte)



Brilliance V3
(Terrazzo)




Burgundy V3
(Matte)



Cameo V3
(Matte)



Canary V3
(Matte)




Carnation V3
(Matte)



Celadon V3
(Matte)



Citrus V3
(Matte)



Clay V3
(Matte)



Coral V3
(Matte)

*See variation chart on page 11




ESTB. 1978

WATERWORKS

Promenade

PALETTE



Cornflower V3
(Matte)




Dark Cool Gray V3
(Matte)




Dazzle V3
(Aggregate)



Ebony V3
(Matte)




Emma V3
(Matte)



Forest V3
(Matte)




Fossil V3
(Terrazzo)



Glint V3
(Terrazzo)




Heron V3
(Matte)




Hyacinth V3
(Matte)



Lagoon V3
(Matte)




Lavender V3
(Matte)



Light Cool Gray V3
(Matte)



Luster V3
(Aggregate)



Magnolia V3
(Matte)



Marina V3
(Matte)

*See variation chart on page 11



ESTB. 1978

WATERWORKS

Promenade

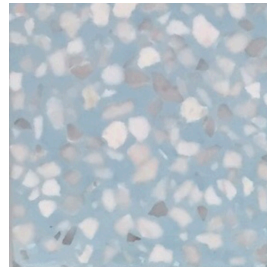
PALETTE




Medium Cool Gray V3
(Matte)



Mint V3
(Matte)



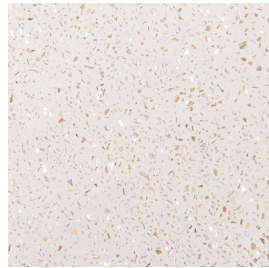
Moonstone V3
(Terrazzo)



Mushroom V3
(Matte)



Mustard V3
(Matte)



Particle V3
(Aggregate)




Pewter V3
(Matte)



Pine V3
(Matte)



Radiance V3
(Aggregate)



Raffia V3
(Matte)




Royal Navy V3
(Matte)




Rust V3
(Matte)




Safari V3
(Matte)



Sage V3
(Matte)



Salt V3
(Matte)



Sapphire Blue V3
(Matte)

*See variation chart on page 11



ESTB. 1978

WATERWORKS

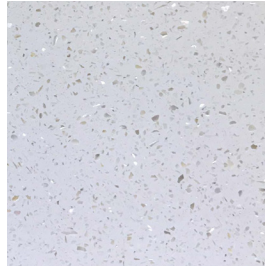
Promenade




Shimmer V3
(Aggregate)



Sky Blue V3
(Matte)




Snow V3
(Aggregate)



Spring Green V3
(Matte)




Sprinkle V3
(Aggregate)




Starlight V3
(Aggregate)




Steel V3
(Matte)



Stellar V3
(Terrazzo)



Tatami V3
(Terrazzo)



True Blue V3
(Matte)

*See variation chart on page 11



ESTB. 1978

WATERWORKS

Promenade

IN STOCK PROGRAM

AVAILABLE TO SHIP 5 DAYS AFTER RECEIPT OF ORDER

Please check availability to ensure stock is available

SOLID




ROYAL NAVY
8" X 8"



HERON
8" X 8"



MEDIUM COOL GRAY
8" X 8"



FOREST HEX
8" X 8"

PATTERNS



BABYBLOCK HEX
(SALT/BLACK/LIGHT
COOL GRAY)
8" X 8"



BOBBIN
(BAGUETTE /
SNOW)
8" X 8"




CLOVER WHEEL
(SALT / AQUA)
8" X 8"



CLUNY
(MAGNOLIA /
ROYAL NAVY /
MEDIUM COOL GRAY)
8" X 8"




DAMASK
(MAGNOLIA /
HERON)
8" X 8"



DASH
(HERON / ROYAL
NAVY)
8" X 8"



REGIMENTAL
(SNOW / SHIMMER /
STEEL/SALT)
12" X 12"



WEST POINT
(SALT / CANARY)
12" X 12"

TERRAZZO / AGGREGATES



SNOW
(AGGREGATE)
8" X 8"



STARLIGHT
(AGGREGATE)
8" X 8"



STELLAR
(TERRAZZO)
8" X 8"



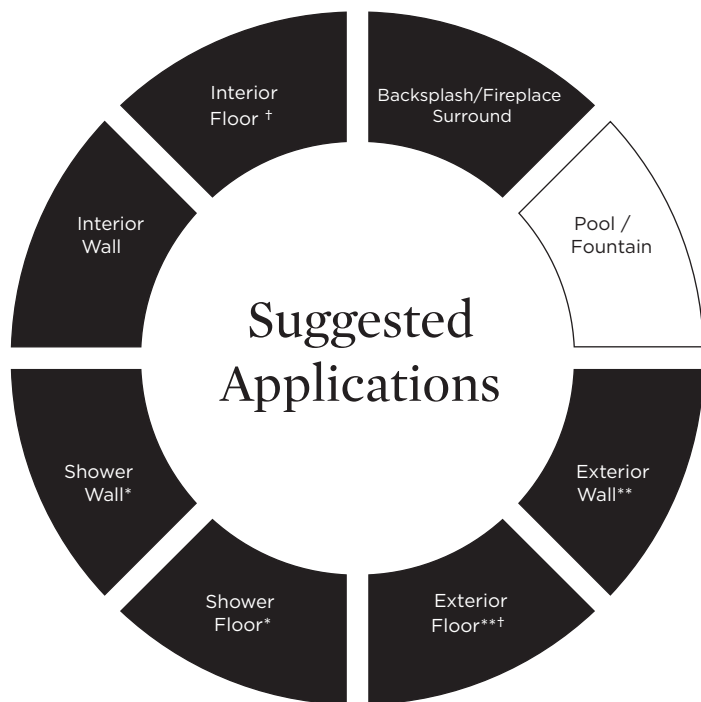
STELLAR HEX
(TERRAZZO)
8" X 8"



ESTB. 1978

WATERWORKS

Promenade



● Recommended Use ○ Not Recommended Use

Application Notes

* Suitable for use in wet environments, including steam showers, if properly installed, sealed, and maintained

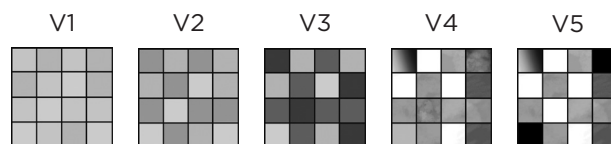
**Suitable for exterior use in tropical/subtropical climate ONLY (tile should not be exposed to sunlight)

† For commercial applications, please inquire.

Installation / Maintenance

- WATERWORKS ASSUMES NO RESPONSIBILITY FOR INSTALLATION
- Installation constitutes acceptance.
- Tile should be installed by a licensed and experienced tile setter.
- Refer to TCNA (Tile Council of North America) or ANSI standards for installation guidelines.
- All tile must be inspected PRIOR to installation.
- Dry lay tile prior to installation to allow for blending of color variation.
- The pigments used to color Promenade will fade when exposed to concentrated ultra-violet rays.
- Cement tiles are extremely porous and will stain. Sealing prior to installation is imperative to prevent staining of tiles.
- It is recommended to use lightly colored grout for Promenade, as dark grout could stain the material.
- Waterworks recommends a grouted test panel prior to installation to understand final appearance of grouted materials.
- Re-seal tile and grout after installation and maintain regularly.
- Installation guidelines are available.

Variation Level



1. MINIMAL, IF ANY COLOR VARIATION
2. SLIGHT COLOR VARIATION CAN BE EXPECTED
3. A MEDIUM RANGE OF COLOR VARIATION IS TYPICAL; DARKER AND LIGHTER TONES ARE EVIDENT
4. CONSIDERABLE COLOR VARIATION IS TYPICAL; FROM DARKS TO LIGHTS AND SOME TONE CHANGES
5. EXTREME COLOR VARIATION CAN BE EXPECTED - THE RANGE IS OFTEN DIFFERING BUT COMPLEMENTARY

Thickness



*Nominal: +/- 1/8"

Suggested Grout Lines

1/8"