

## WATERWORKS

PRODUCT SUPPORT  
800.927.2120  
WATERWORKS.COM

# ETOILE

Deck Unions 7 1/2" in Chrome

**STYLE No.** ETUN90

**REFERENCE No.** ETTU90C

**ITEM No.** 26-77874-77295

## SPECIFICATIONS

PAGE 1 OF 3


### DESIGN

Defined elegance. Etoile has a European sophistication with a timeless sense of chic.

### FEATURES

Brass is used on all trim and valve component parts.

The manufacturing process encompasses casting, turning, forging, hand-fitting and hand polishing.



SHOWN IN finish/color

## WATERWORKS

PRODUCT SUPPORT  
800.927.2120  
WATERWORKS.COM

# ETOILE

Deck Unions 7 1/2" in Chrome

**STYLE No.** ETUN90

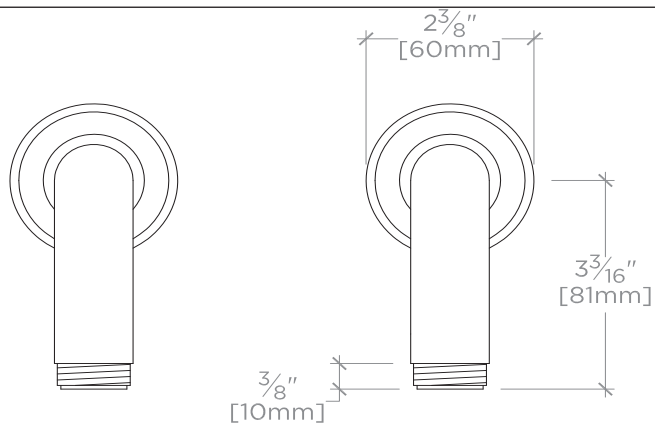
**REFERENCE No.** ETTU90C

**ITEM No.** 26-77874-77295

## SPECIFICATIONS

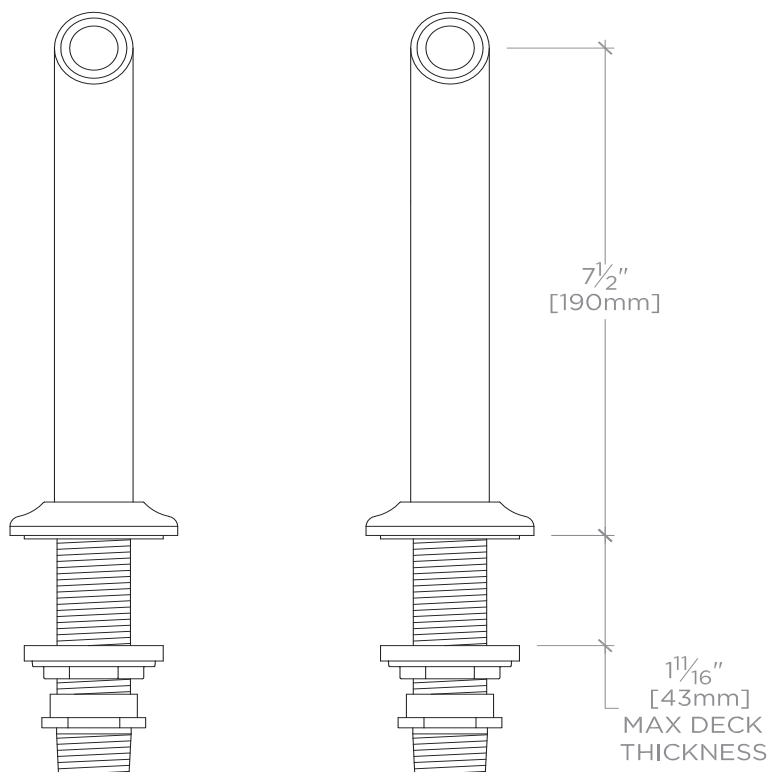
PAGE 2 OF 3

*All dimensions are based on original specifications and are subject to change and variation. Please consult your Design Associate for current specifications.*



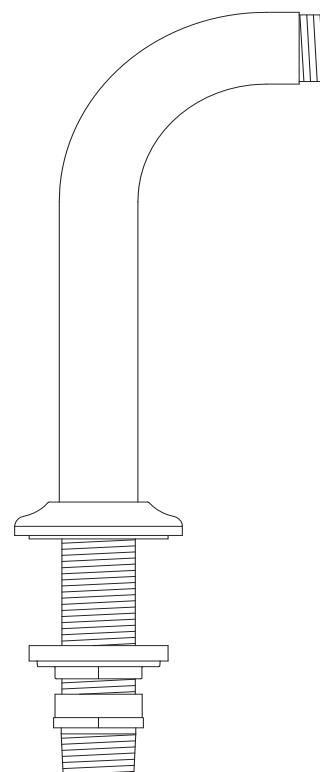
TOP VIEW

SCALE: 3"=1'-0"



FRONT VIEW

SCALE: 3"=1'-0"



SIDE VIEW

SCALE: 3"=1'-0"

## WATERWORKS

PRODUCT SUPPORT  
800.927.2120  
WATERWORKS.COM

# ETOILE

Deck Unions 7 ½" in Chrome

**STYLE No.** ETUN90

**REFERENCE No.** ETTU90C

**ITEM No.** 26-77874-77295

## SPECIFICATIONS

PAGE 3 OF 3

### SPECIFICATIONS

Primary Material: Brass  
Fittings Hole Diameter: 1 ¾"  
Inlet Connection Size: ¾"  
Inlet Connection Type: Male NPT Adapter  
Maximum Deck Thickness: 1 ½"  
Minimum Deck Thickness:

### CARE INSTRUCTIONS

To clean the finish, wipe gently with a soft damp cloth and then with a soft dry towel. A mild soap solution can be used for daily cleaning.

### CODES AND STANDARDS