

## ORLEANS

Orleans One Hole Gooseneck Kitchen Faucet, White Porcelain Lever Handle and Metal Spray

ORKM01



SHOWN IN MATTE NICKEL WITH WHITE PORCELAIN HANDLE

### TECHNICAL DETAILS

ADA Compliance: Yes  
 Adjustable versus Fixed Spray: Fixed Spray  
 Deck Thickness Maximum: 1 1/2"  
 Deck Thickness Minimum: 0"  
 Escutcheon Primary Material: Brass  
 Fittings Hole Diameter: 1 3/8"  
 Flow Restriction Options: 1.75, 1.5, 1.0  
 Handle Turn Angle: Quarter Turn Each Way  
 Depth / Width: 9 3/8"  
 Height: 13"  
 Inlet Connection Size: 3/8"  
 Inlet Connection Type: Compression Connector Hoses  
 Inlet Supply Spread Maximum: 1/2"  
 Inlet Supply Spread Minimum: 1/2"  
 Interior / Exterior Application: Interior Only  
 Length: 12"  
 Number of Handles: One  
 Number of Holes: Two Hole  
 Primary Material: Brass  
 Restricted Maximum Flow Rate: 2.2 gpm  
 Spout Reach: 7 5/8"  
 Spout Swivel: Y  
 Spray Included in Unit: Y  
 Suggested Application: Bar, Kitchen, Laundry  
 Valve Material: Ceramic  
 Water Pressure Maximum: 80.0 psi  
 Water Pressure Minimum: 20.0 psi  
 Water Pressure Recommended: 45.0 psi

### INSPIRATION

Our Orleans collection allows for a design continuity throughout the house from urban modern to French country classic English and beyond.

### CODES & STANDARDS

Code # ORKM01: ASME A112.18.1 / CSA B125.1, IAPMO & NSF

### PRODUCT FEATURES

A proportioned mixer that offers a small footprint, yet delivers large kitchen amenities. Exceptional control of the flow and temperature for cooks. A slight touch via the elbow, wrist, or back of hand actuates and adjusts the flow of the water.  
 Full bodied pivoting arc provides easy access for pots and directed water flow.  
 Standard flow rate is 2.2gpm. Also available in high efficient flow options. Contact your sales associate or call 1 (800) 899-6757 for details.

### CERTIFICATIONS



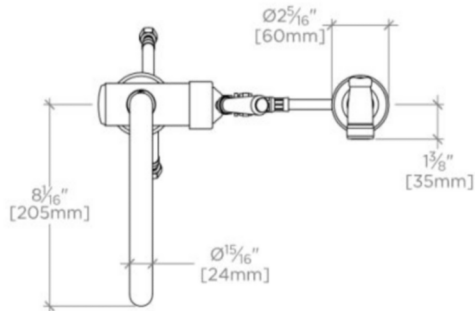
### PRODUCT (NOTES)

Spray sold separately

## ORLEANS

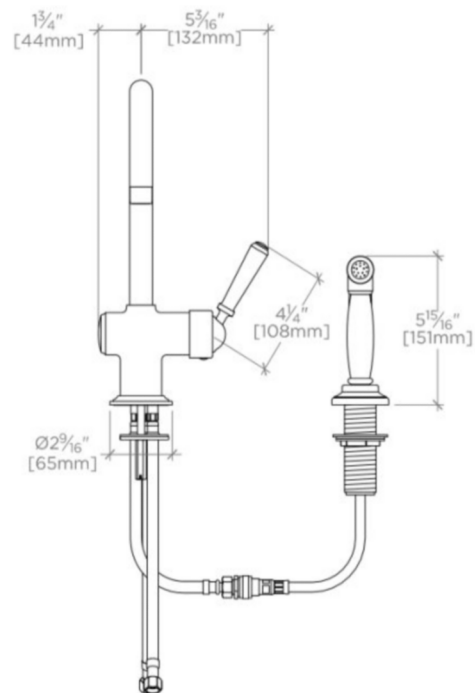
ORKM01

Orleans One Hole Gooseneck Kitchen Faucet, White Porcelain  
Lever Handle and Metal Spray



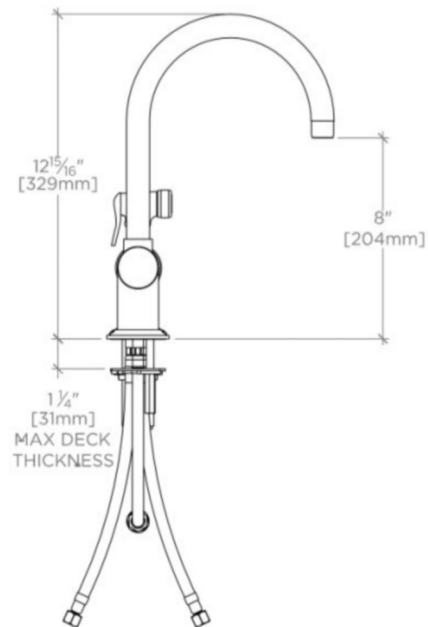
TOP VIEW

SCALE: 1 1/2"=1'-0"



FRONT VIEW

SCALE: 1 1/2"=1'-0"



SIDE VIEW

SCALE: 1 1/2"=1'-0"