

UNIVERSAL

Universal 2 3/4" Shower Head, Arm and Flange

UNSH27



SHOWN IN UNIVERSAL 2 3/4" SHOWER HEAD, ARM AND FLANGE| UNSH27

TECHNICAL DETAILS

ADA Compliance: Yes
Adjustable versus Fixed Spray: Adjustable Spray
Diameter of Head: 2 3/4"
Escutcheon Primary Material: Brass
Fittings Hole Diameter: 7/8"
Flow Restriction Options: 2.0, 1.75, 1.5
Depth / Width: 10 11/16"
Height: 7"
Inlet Connection Size: 1/2"
Inlet Connection Type: Male NPT
Installation Type: Wall Mounted
Integrated Diverter: N
Length: 3 3/4"
Pivot: N
Primary Material: Brass
Suggested Application: Bath
Water Pressure Maximum: 85.0 psi
Water Pressure Minimum: 25.0 psi
Water Pressure Recommended: 45.0 psi

INSPIRATION

Our Universal collection features timeless designs complementing any of our Waterworks. With a wide range of product, from fittings to accessories, Universal adds exquisite proportion and balance to any environment.

CODES & STANDARDS

Code # WWSH27: ASME A112.18.1 / CSA B125.1, IAPMO, State of MA, CEC

PRODUCT FEATURES

Add elegant utility and a gently refreshing rainfall effect to your daily ritual with an exquisitely proportioned Universal showerhead

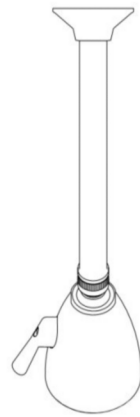
Stocked in 2.0gpm (7.6 L/min) and 1.75gpm (6.6 L/min). State of California requires 1.75gpm (6.6 L/min) to comply with their water conservation requirements. Other flow options are available to order, contact your sales associate or call 1 (800) 899-6757 for details.



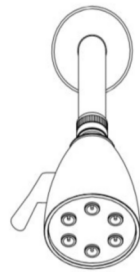
UNIVERSAL

UNSH27

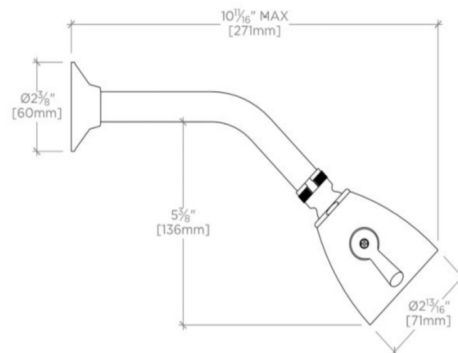
Universal 2 3/4" Shower Head, Arm and Flange



TOP VIEW SCALE: 3"=1'-0"



FRONT VIEW SCALE: 3"=1'-0"



SIDE VIEW SCALE: 3"=1'-0"